

Metdek 500

RESIDENTIAL ROOFING

<u>DETAIL LIST</u>	<u>Revision</u>	<u>Date</u>
00 / 24	COVER SHEET	
01 / 24	ROOF RIDGE	1.0 JAN 2023
02 / 24	SAWTOOTH RIDGE	1.0 JAN 2023
03 / 24	SAWTOOTH EAVE	1.0 JAN 2023
04 / 24	ROOF VALLEY	1.0 JAN 2023
05 / 24	ROOF - CHANGE PITCH	1.0 JAN 2023
06 / 24	EAVE WITH METALLINE FASCIA	1.0 JAN 2023
07 / 24	EAVE WITH INTERNAL GUTTER BRACKET	1.0 JAN 2023
08 / 24	EAVE WITH SNOW STRAP	1.0 JAN 2023
09 / 24	FLUSH EAVE WITH INTERNAL GUTTER BRACKET	1.0 JAN 2023
10 / 24	FLUSH EAVE WITH EXTERNAL GUTTER BRACKET	1.0 JAN 2023
11 / 24	BARGE WITH PROFILED CLADDING	1.0 JAN 2023
12 / 24	BARGE OVERHANG	1.0 JAN 2023
13 / 24	PARAPET WITH TRANSVERSE APRON	1.0 JAN 2023
14 / 24	TRANSVERSE APRON	1.0 JAN 2023
15 / 24	PARALLEL APRON	1.0 JAN 2023
16 / 24	MAX. 85mm DIAMETER PIPE PENETRATION	1.0 JAN 2023
17 / 24	OVER 85mm DIAMETER PIPE PENETRATION	1.0 JAN 2023
18 / 24	3D RIDGE TO BARGE JUCTION	1.0 JAN 2023
19 / 24	3D DUTCH GABLE	1.0 JAN 2023
20 / 24	3D APRON	1.0 JAN 2023
21 / 24	3D OVER 85mm DIAMETER PIPE PENETRATION	1.0 JAN 2023
22 / 24	3D CHIMNEY PENETRATION	1.0 JAN 2023
23 / 24	3D RIDGE/BARGE FLASHINGS	1.0 JAN 2023
24 / 24	3D DUTCH GABLE FLASHINGS	1.0 JAN 2023

RRMD500

Metalcraft
Roofing
www.metalcraftgroup.co.nz

PRE-FINISHED RIDGE CAP FLASHING

STOPENDS TO ROOF CLADDING

METALCRAFT METDEK 500 ROOFING

METALCRAFT METDEK 500 CLIP SYSTEM WITH 12 G FASTENER WITH 30mm FASTENER

PRE-FINISHED POP RIVET BEDDED IN SILICONE OR PRE-FINISHED 8g WAFER-TEK SCREW

NOTCHED EDGE DRESSED OVER METDEK 500 RIBS

5mm GAP

5mm GAP

* METDEK 500 MIN. ROOF PITCH = 3°
15.00°

PURLIN

ROOF FRAMING

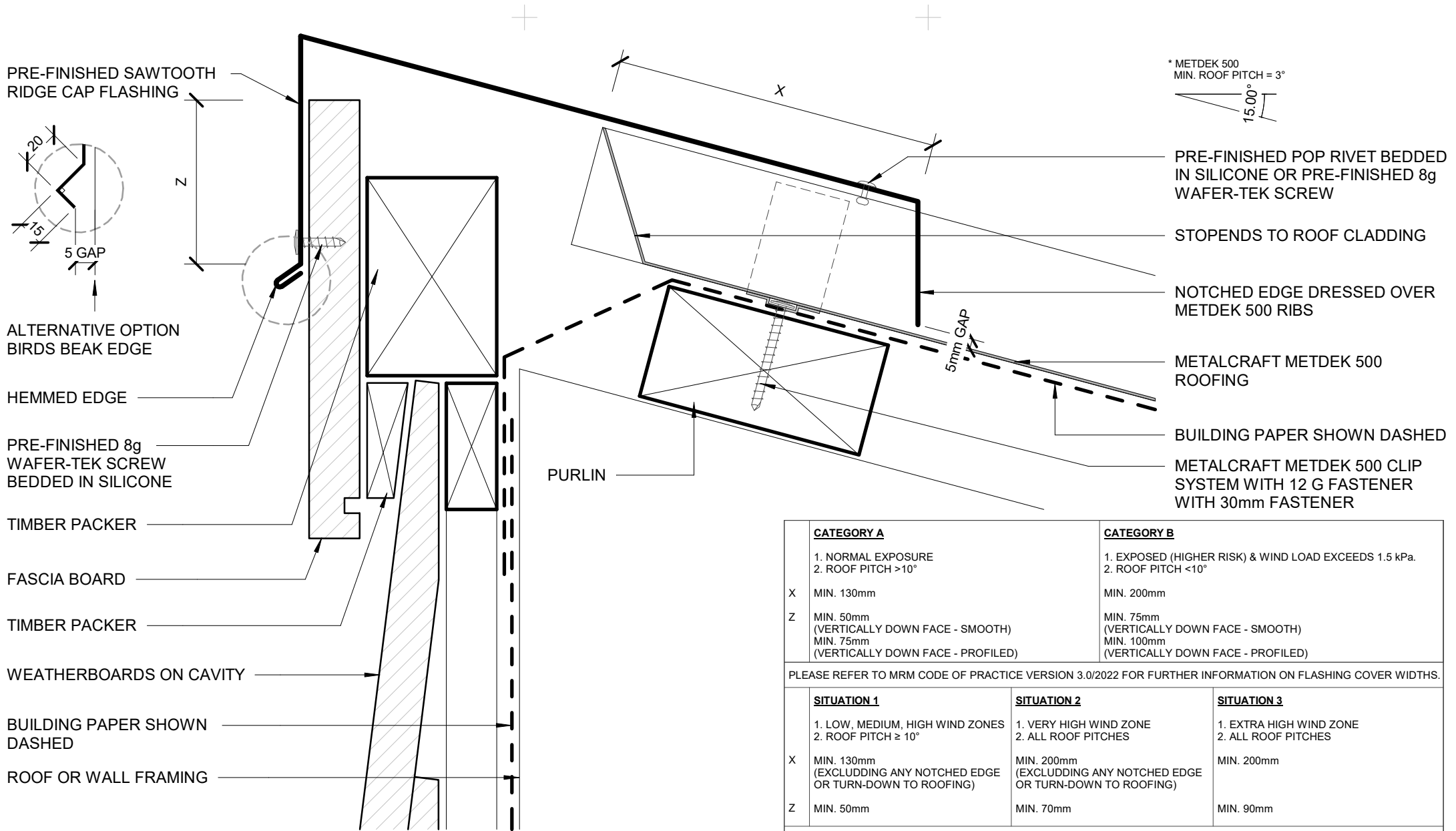
BUILDING PAPER SHOWN DASHED

- BUILDING PAPER IS THE COMMON GENERIC NAME FOR PERMEABLE ROOF AND WALL UNDERLAYS. PLEASE REFER TO NZBC E2/AS1 AND MRM CODE OF PRACTICE VERSION 3.0 /2022.

* - PLEASE REFER TO MRM CODE OF PRACTICE VERSION 3.0 /2022 AS MINIMUM PITCH WILL INCREASE DEPENDING ON SHEET LENGTH.

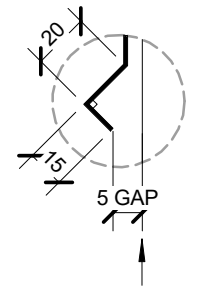
DISCLAIMER:
All details are to be used for indicative purposes only and the designer should consult both the MRM code of practice version 3.0 /2022, E2 and all other relevant building codes
Details of the supporting mechanisms are indicative only. Compliance of the supporting mechanisms is the responsibility of the designer. Construction detail can vary for wall cladding. The underlay is detailed as a single line for simplicity and is indicative only. Building paper type and method of installation should comply with underlay manufacturers recommendations and NZBC regulations.

	CATEGORY A	CATEGORY B	
	1. NORMAL EXPOSURE 2. ROOF PITCH >10°	1. EXPOSED (HIGHER RISK) & WIND LOAD EXCEEDS 1.5 kPa. 2. ROOF PITCH <10°	
X	MIN. 130mm	MIN. 200mm	
PLEASE REFER TO MRM CODE OF PRACTICE VERSION 3.0/2022 FOR FURTHER INFORMATION ON FLASHING COVER WIDTHS.			
	SITUATION 1	SITUATION 2	SITUATION 3
	1. LOW, MEDIUM, HIGH WIND ZONES 2. ROOF PITCH ≥ 10°	1. VERY HIGH WIND ZONE 2. ALL ROOF PITCHES	1. EXTRA HIGH WIND ZONE 2. ALL ROOF PITCHES
X	MIN. 130mm (EXCLUDING ANY NOTCHED EDGE OR TURN-DOWN TO ROOFING)	MIN. 200mm (EXCLUDING ANY NOTCHED EDGE OR TURN-DOWN TO ROOFING)	MIN. 200mm
PLEASE REFER TO E2 FOR FURTHER INFORMATION ON FLASHING COVER WIDTHS.			



* METDEK 500
MIN. ROOF PITCH = 3°
15.00°

PRE-FINISHED SAWTOOTH
RIDGE CAP FLASHING



ALTERNATIVE OPTION
BIRDS BEAK EDGE

HEMMED EDGE

PRE-FINISHED 8g
WAFER-TEK SCREW
BEDDED IN SILICONE

TIMBER PACKER

FASCIA BOARD

TIMBER PACKER

WEATHERBOARDS ON CAVITY

BUILDING PAPER SHOWN
DASHED

ROOF OR WALL FRAMING

PRE-FINISHED POP RIVET BEDDED
IN SILICONE OR PRE-FINISHED 8g
WAFER-TEK SCREW

STOPENDS TO ROOF CLADDING

NOTCHED EDGE DRESSED OVER
METDEK 500 RIBS

METALCRAFT METDEK 500
ROOFING

BUILDING PAPER SHOWN DASHED

METALCRAFT METDEK 500 CLIP
SYSTEM WITH 12 G FASTENER
WITH 30mm FASTENER

PURLIN

	CATEGORY A	CATEGORY B
	1. NORMAL EXPOSURE 2. ROOF PITCH >10°	1. EXPOSED (HIGHER RISK) & WIND LOAD EXCEEDS 1.5 kPa. 2. ROOF PITCH <10°
X	MIN. 130mm	MIN. 200mm
Z	MIN. 50mm (VERTICALLY DOWN FACE - SMOOTH) MIN. 75mm (VERTICALLY DOWN FACE - PROFILED)	MIN. 75mm (VERTICALLY DOWN FACE - SMOOTH) MIN. 100mm (VERTICALLY DOWN FACE - PROFILED)

PLEASE REFER TO MRM CODE OF PRACTICE VERSION 3.0/2022 FOR FURTHER INFORMATION ON FLASHING COVER WIDTHS.

	SITUATION 1	SITUATION 2	SITUATION 3
	1. LOW, MEDIUM, HIGH WIND ZONES 2. ROOF PITCH ≥ 10°	1. VERY HIGH WIND ZONE 2. ALL ROOF PITCHES	1. EXTRA HIGH WIND ZONE 2. ALL ROOF PITCHES
X	MIN. 130mm (EXCLUDING ANY NOTCHED EDGE OR TURN-DOWN TO ROOFING)	MIN. 200mm (EXCLUDING ANY NOTCHED EDGE OR TURN-DOWN TO ROOFING)	MIN. 200mm
Z	MIN. 50mm	MIN. 70mm	MIN. 90mm

PLEASE REFER TO E2 FOR FURTHER INFORMATION ON FLASHING COVER WIDTHS.

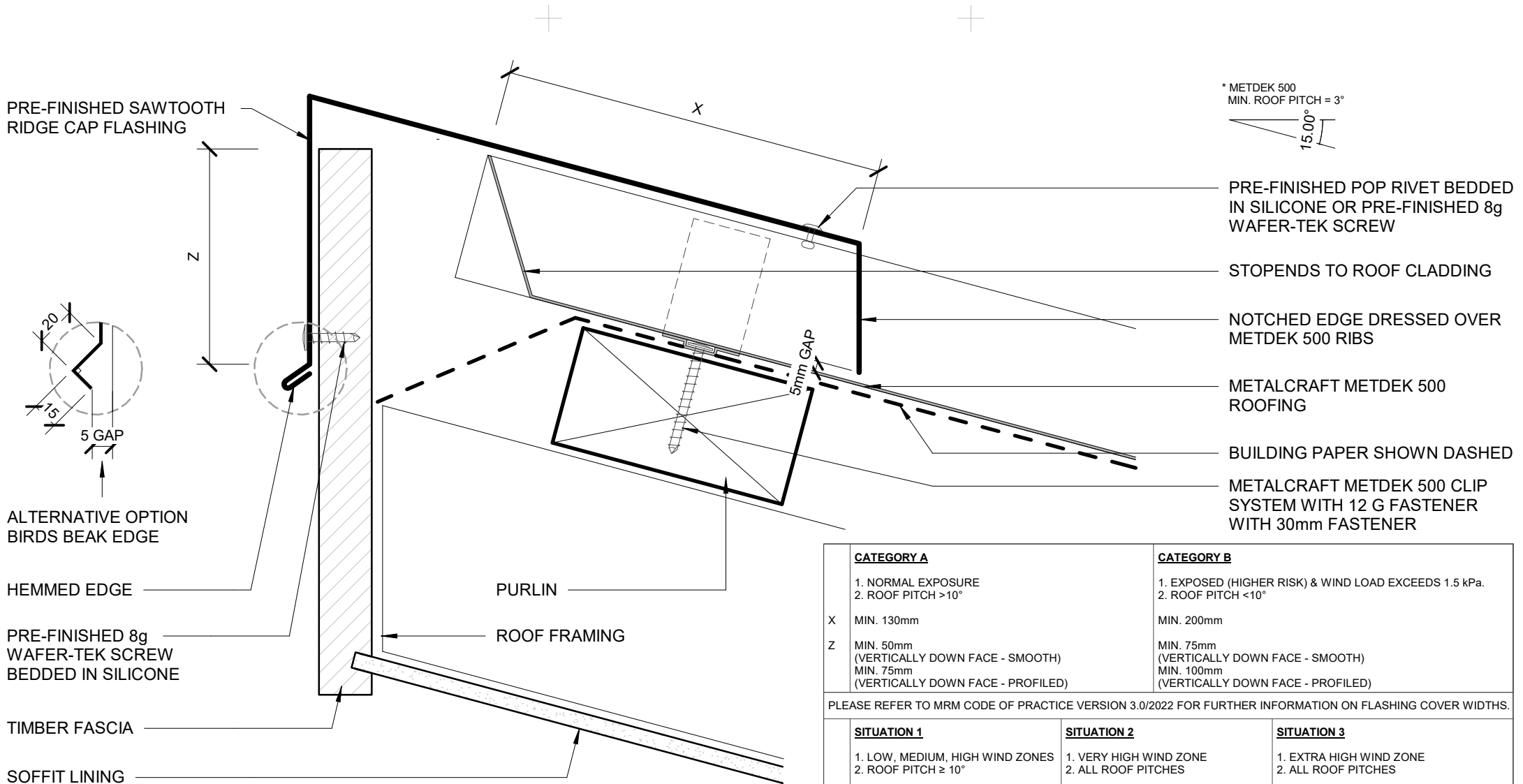
- BUILDING PAPER IS THE COMMON GENERIC NAME FOR PERMEABLE ROOF AND WALL UNDERLAYS. PLEASE REFER TO NZBC E2/AS1 AND MRM CODE OF PRACTICE VERSION 3.0 /2022.

* - PLEASE REFER TO MRM CODE OF PRACTICE VERSION 3.0 /2022 AS MINIMUM PITCH WILL INCREASE DEPENDING ON SHEET LENGTH.

DISCLAIMER:
All details are to be used for indicative purposes only and the designer should consult both the MRM code of practice version 3.0 /2022, E2 and all other relevant building codes
Details of the supporting mechanisms are indicative only. Compliance of the supporting mechanisms is the responsibility of the designer. Construction detail can vary for wall cladding. The underlay is detailed as a single line for simplicity and is indicative only. Building paper type and method of installation should comply with underlay manufacturers recommendations and NZBC regulations.

Metalcraft
Roofing
www.metalcraftgroup.co.nz

Metdek 500 Rev. 1.0
SAWTOOTH RIDGE RESIDENTIAL ROOFING
Reference RRMD500 Date JAN 2023 Scale 1 : 2 Sheet **02 / 24**



* METDEK 500
MIN. ROOF PITCH = 3°
15.00°

ALTERNATIVE OPTION
BIRDS BEAK EDGE

HEMMED EDGE

PRE-FINISHED 8g
WAFER-TEK SCREW
BEDDED IN SILICONE

TIMBER FASCIA

SOFFIT LINING

PURLIN

ROOF FRAMING

PRE-FINISHED POP RIVET BEDDED
IN SILICONE OR PRE-FINISHED 8g
WAFER-TEK SCREW

STOPENDS TO ROOF CLADDING

NOTCHED EDGE DRESSED OVER
METDEK 500 RIBS

METALCRAFT METDEK 500
ROOFING

BUILDING PAPER SHOWN DASHED

METALCRAFT METDEK 500 CLIP
SYSTEM WITH 12 G FASTENER
WITH 30mm FASTENER

	CATEGORY A	CATEGORY B
	1. NORMAL EXPOSURE 2. ROOF PITCH >10°	1. EXPOSED (HIGHER RISK) & WIND LOAD EXCEEDS 1.5 kPa. 2. ROOF PITCH <10°
X	MIN. 130mm	MIN. 200mm
Z	MIN. 50mm (VERTICALLY DOWN FACE - SMOOTH) MIN. 75mm (VERTICALLY DOWN FACE - PROFILED)	MIN. 75mm (VERTICALLY DOWN FACE - SMOOTH) MIN. 100mm (VERTICALLY DOWN FACE - PROFILED)

PLEASE REFER TO MRM CODE OF PRACTICE VERSION 3.0/2022 FOR FURTHER INFORMATION ON FLASHING COVER WIDTHS.

	SITUATION 1	SITUATION 2	SITUATION 3
	1. LOW, MEDIUM, HIGH WIND ZONES 2. ROOF PITCH ≥ 10°	1. VERY HIGH WIND ZONE 2. ALL ROOF PITCHES	1. EXTRA HIGH WIND ZONE 2. ALL ROOF PITCHES
X	MIN. 130mm (EXCLUDING ANY NOTCHED EDGE OR TURN-DOWN TO ROOFING)	MIN. 200mm (EXCLUDING ANY NOTCHED EDGE OR TURN-DOWN TO ROOFING)	MIN. 200mm
Z	MIN. 50mm	MIN. 70mm	MIN. 90mm

PLEASE REFER TO E2 FOR FURTHER INFORMATION ON FLASHING COVER WIDTHS.

- BUILDING PAPER IS THE COMMON GENERIC NAME FOR PERMEABLE ROOF AND WALL UNDERLAYS. PLEASE REFER TO NZBC E2/AS1 AND MRM CODE OF PRACTICE VERSION 3.0 /2022.

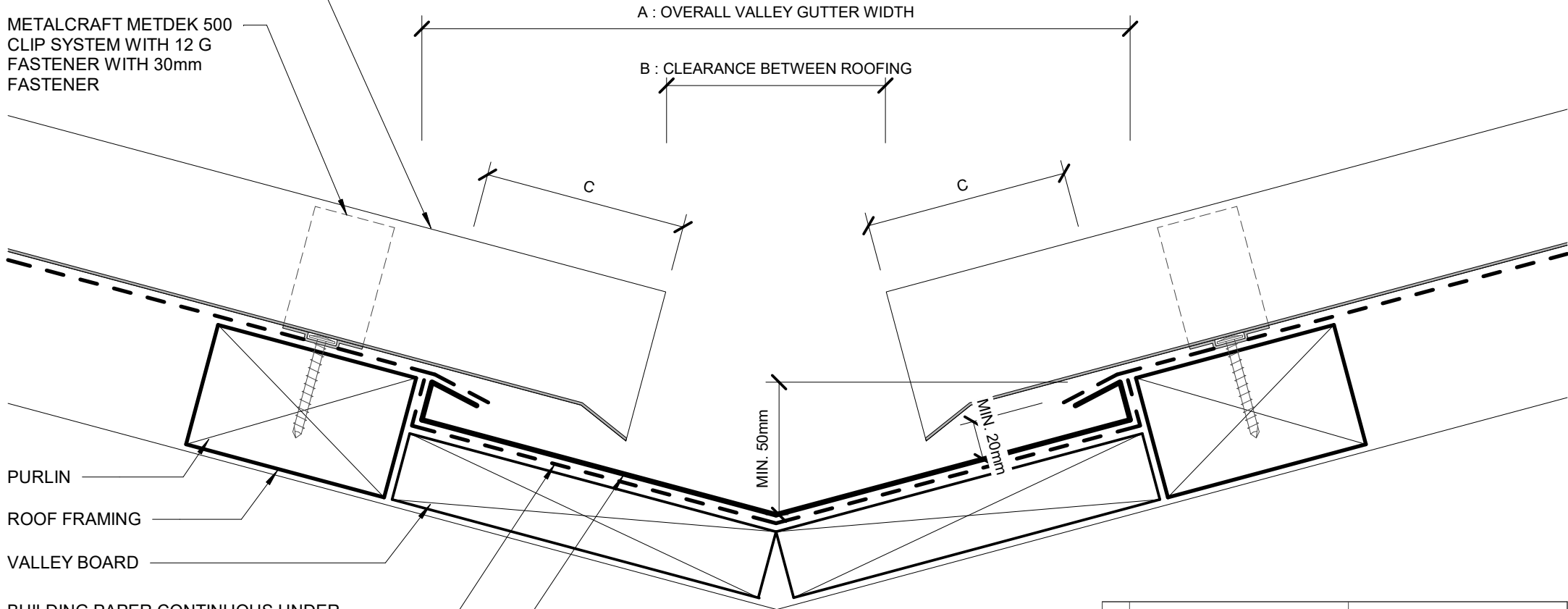
* - PLEASE REFER TO MRM CODE OF PRACTICE VERSION 3.0 /2022 AS MINIMUM PITCH WILL INCREASE DEPENDING ON SHEET LENGTH.

DISCLAIMER:
All details are to be used for indicative purposes only and the designer should consult both the MRM code of practice version 3.0 /2022, E2 and all other relevant building codes
Details of the supporting mechanisms are indicative only. Compliance of the supporting mechanisms is the responsibility of the designer. Construction detail can vary for wall cladding. The underlay is detailed as a single line for simplicity and is indicative only. Building paper type and method of installation should comply with underlay manufacturers recommendations and NZBC regulations.

METALCRAFT METDEK 500 ROOFING

METALCRAFT METDEK 500 CLIP SYSTEM WITH 12 G FASTENER WITH 30mm FASTENER

* ROOF PITCH FOR VALLEYS AS PER E2.



PURLIN

ROOF FRAMING

VALLEY BOARD

BUILDING PAPER CONTINUOUS UNDER GUTTER IF COPPER BASED TREATMENTS ARE USED. SHOWN DASHED

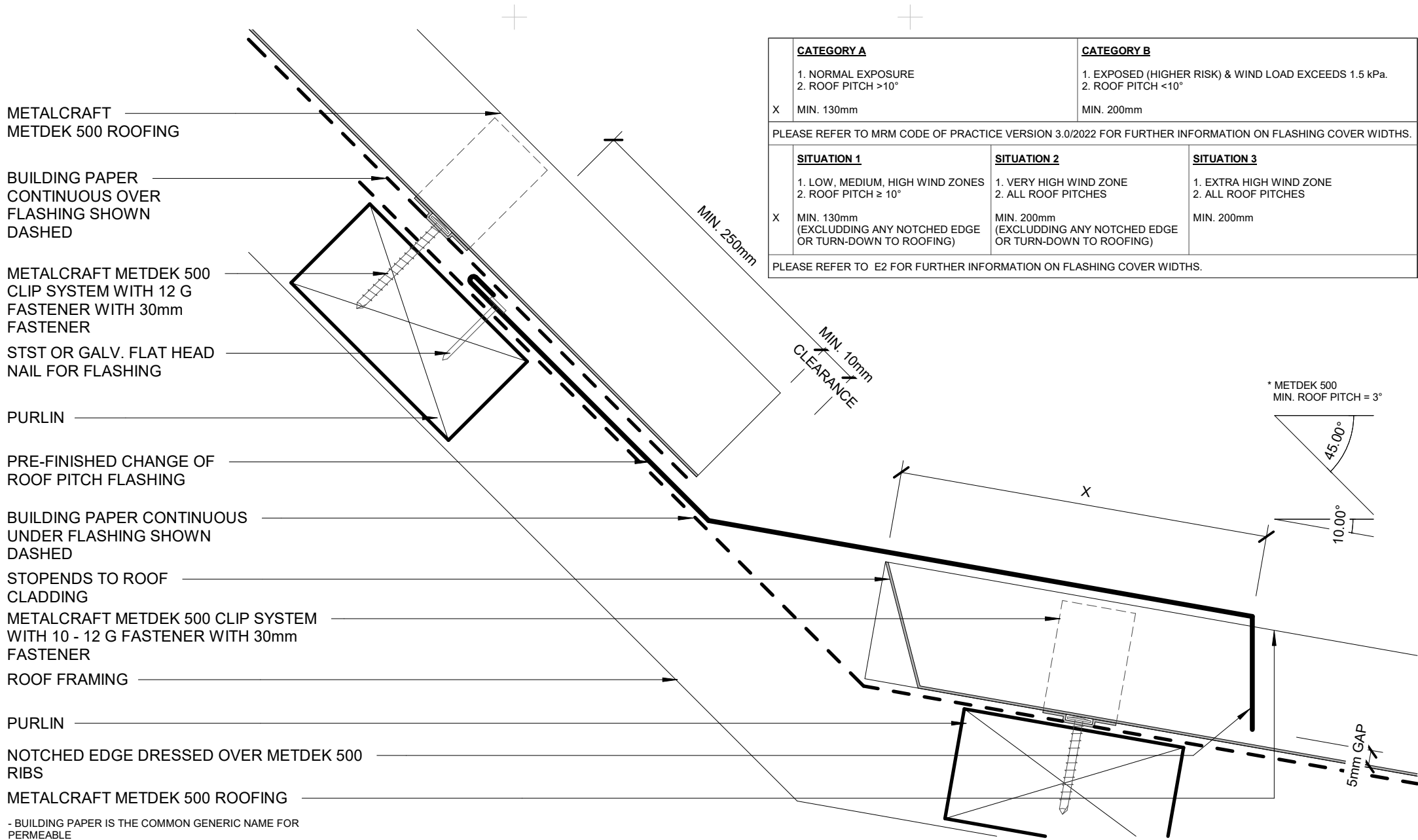
PREFINISHED VALLEY GUTTER

SITUATION 1	SITUATION 2
MAX. CATCHMENT 25m ² MIN. ROOF PITCH 8°	MAX. CATCHMENT 16m ² MIN. ROOF PITCH 12.5°
A MIN. 250mm	160mm - 249mm
B MIN. 50mm	MIN. 40mm
C MIN. 80mm	MIN. 60mm
PLEASE REFER TO MRM CODE OF PRACTICE VERSION 3.0/2022 AND E2 FOR FURTHER INFORMATION.	

- BUILDING PAPER IS THE COMMON GENERIC NAME FOR PERMEABLE ROOF AND WALL UNDERLAYS. PLEASE REFER TO NZBC E2/AS1 AND MRM CODE OF PRACTICE VERSION 3.0 /2022.

* - PLEASE REFER TO MRM CODE OF PRACTICE VERSION 3.0 /2022 AS MINIMUM PITCH WILL INCREASE DEPENDING ON SHEET LENGTH.

DISCLAIMER:
All details are to be used for indicative purposes only and the designer should consult both the MRM code of practice version 3.0 /2022, E2 and all other relevant building codes
Details of the supporting mechanisms are indicative only. Compliance of the supporting mechanisms is the responsibility of the designer. Construction detail can vary for wall cladding. The underlay is detailed as a single line for simplicity and is indicative only. Building paper type and method of installation should comply with underlay manufacturers recommendations and NZBC regulations.



* METDEK 500
MIN. ROOF PITCH = 3°

- BUILDING PAPER IS THE COMMON GENERIC NAME FOR PERMEABLE ROOF AND WALL UNDERLAYS. PLEASE REFER TO NZBC E2/AS1 AND MRM CODE OF PRACTICE VERSION 3.0 /2022.

* - PLEASE REFER TO MRM CODE OF PRACTICE VERSION 3.0 /2022 AS MINIMUM PITCH WILL INCREASE DEPENDING ON SHEET LENGTH.

DISCLAIMER:
All details are to be used for indicative purposes only and the designer should consult both the MRM code of practice version 3.0 /2022, E2 and all other relevant building codes
Details of the supporting mechanisms are indicative only. Compliance of the supporting mechanisms is the responsibility of the designer. Construction detail can vary for wall cladding. The underlay is detailed as a single line for simplicity and is indicative only. Building paper type and method of installation should comply with underlay manufacturers recommendations and NZBC regulations.

Metalcraft
Roofing
www.metalcraftgroup.co.nz

Metdek 500

Rev. 1.0

Reference RRMD500

Date JAN 2023

ROOF - CHANGE PITCH
RESIDENTIAL ROOFING

Scale 1 : 2

Sheet **05 / 24**

EAVE FLASHING REQUIRED WHEN ALL OF THE FOLLOWING CONDITIONS ARE MET

- ROOF PITCH $\leq 10^\circ$, OR
- SOFFIT WIDTH $\leq 100\text{mm}$, OR
- WIND ZONES = VERY HIGH OR EXTRA HIGH OR
- ENGINEER SPECIFIC DESIGN

* METDEK 500
MIN. ROOF PITCH = 3°



METALCRAFT METDEK 500 ROOFING

BUILDING PAPER SHOWN DASHED

METALLINE™ QUAD GUTTER

METALLINE™ QUAD GUTTER OVERSTRAP

SPRING CLIP

METALLINE™ FASCIA

FASCIA BRACKET

MIN. 50mm
OR AS REQUIRED

MIN. 125 mm

MIN. 35mm
OVERLAP

PRE-FINISHED EAVE FLASHING

TIMBER PURLIN

STST OR GALV. FLAT HEAD NAIL FOR FLASHING

METALCRAFT METDEK 500 CLIP SYSTEM WITH 12 G FASTENER WITH 30mm FASTENER

TIMBER ROOF FRAMING

SOFFIT LINING

- BUILDING PAPER IS THE COMMON GENERIC NAME FOR PERMEABLE ROOF AND WALL UNDERLAYS. PLEASE REFER TO NZBC E2/AS1 AND MRM CODE OF PRACTICE VERSION 3.0 /2022.

* - PLEASE REFER TO MRM CODE OF PRACTICE VERSION 3.0 /2022 AS MINIMUM PITCH WILL INCREASE DEPENDING ON SHEET LENGTH.

DISCLAIMER:
All details are to be used for indicative purposes only and the designer should consult both the MRM code of practice version 3.0 /2022, E2 and all other relevant building codes
Details of the supporting mechanisms are indicative only. Compliance of the supporting mechanisms is the responsibility of the designer. Construction detail can vary for wall cladding. The underlay is detailed as a single line for simplicity and is indicative only. Building paper type and method of installation should comply with underlay manufacturers recommendations and NZBC regulations.

EAVE WITH METALLINE FASCIA RESIDENTIAL ROOFING

Metdek 500

Rev. 1.0

Reference RRMD500

Date JAN 2023

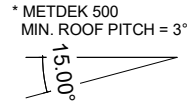
Scale 1 : 2

Sheet

06 / 24

EAVE FLASHING REQUIRED WHEN ALL OF THE FOLLOWING CONDITIONS ARE MET

- ROOF PITCH $\leq 10^\circ$, OR
- SOFFIT WIDTH $\leq 100\text{mm}$, OR
- WIND ZONES = VERY HIGH OR EXTRA HIGH OR
- ENGINEER SPECIFIC DESIGN



METALCRAFT METDEK 500 ROOFING

BUILDING PAPER SHOWN DASHED

METALLINE™ QUAD GUTTER

METALLINE™ QUAD GUTTER INTERNAL BRACKET

PRE-FINISHED 8g WAFER-TEK SCREW

TIMBER FASCIA

MIN. 50mm
OR AS REQUIRED

MIN. 125 mm

MIN. 35mm
OVERLAP

PRE-FINISHED EAVE FLASHING

TIMBER PURLIN

STST OR GALV. FLAT HEAD NAIL OR FLASHING

METALCRAFT METDEK 500 CLIP SYSTEM WITH 12 G FASTENER WITH 30mm FASTENER

TIMBER ROOF FRAMING

SOFFIT LINING

- BUILDING PAPER IS THE COMMON GENERIC NAME FOR PERMEABLE ROOF AND WALL UNDERLAYS. PLEASE REFER TO NZBC E2/AS1 AND MRM CODE OF PRACTICE VERSION 3.0 /2022.

* - PLEASE REFER TO MRM CODE OF PRACTICE VERSION 3.0 /2022 AS MINIMUM PITCH WILL INCREASE DEPENDING ON SHEET LENGTH.

DISCLAIMER:
All details are to be used for indicative purposes only and the designer should consult both the MRM code of practice version 3.0 /2022, E2 and all other relevant building codes
Details of the supporting mechanisms are indicative only. Compliance of the supporting mechanisms is the responsibility of the designer. Construction detail can vary for wall cladding. The underlay is detailed as a single line for simplicity and is indicative only. Building paper type and method of installation should comply with underlay manufacturers recommendations and NZBC regulations.

Metalcraft
Roofing
www.metalcraftgroup.co.nz

EAVE WITH INTERNAL GUTTER BRACKET
RESIDENTIAL ROOFING

Metdek 500

Rev. 1.0

Reference RRMD500

Date JAN 2023

Scale 1 : 2

Sheet

07 / 24

EAVE FLASHING REQUIRED WHEN ALL OF THE FOLLOWING CONDITIONS ARE MET

- ROOF PITCH $\leq 10^\circ$, OR
- SOFFIT WIDTH $\leq 100\text{mm}$, OR
- WIND ZONES = VERY HIGH OR EXTRA HIGH OR
- ENGINEER SPECIFIC DESIGN

* METDEK 500
MIN. ROOF PITCH = 3°

15.00°

MIN. 50mm
OR AS REQUIRED

MIN. 125 mm

METALCRAFT METDEK 500 ROOFING

PRE-FINISHED POP RIVET BEDDED IN SILICONE OR PRE-FINISHED 8g WAFER-TEK SCREW

SNOW STRAP AS REQUIRED

METALLINE™ QUAD GUTTER

METALLINE™ QUAD GUTTER INTERNAL BRACKET

PRE-FINISHED 8g WAFER-TEK SCREW

TIMBER FASCIA

MIN. 35mm
OVERLAP

BUILDING PAPER SHOWN DASHED

PRE-FINISHED EAVE FLASHING

TIMBER PURLIN

STST OR GALV. FLAT HEAD NAIL FOR FLASHING

METALCRAFT METDEK 500 CLIP SYSTEM WITH 12 G FASTENER WITH 30mm FASTENER

TIMBER ROOF FRAMING

SOFFIT LINING

- BUILDING PAPER IS THE COMMON GENERIC NAME FOR PERMEABLE ROOF AND WALL UNDERLAYS. PLEASE REFER TO NZBC E2/AS1 AND MRM CODE OF PRACTICE VERSION 3.0 /2022.

* - PLEASE REFER TO MRM CODE OF PRACTICE VERSION 3.0 /2022 AS MINIMUM PITCH WILL INCREASE DEPENDING ON SHEET LENGTH.

DISCLAIMER:
All details are to be used for indicative purposes only and the designer should consult both the MRM code of practice version 3.0 /2022, E2 and all other relevant building codes
Details of the supporting mechanisms are indicative only. Compliance of the supporting mechanisms is the responsibility of the designer. Construction detail can vary for wall cladding. The underlay is detailed as a single line for simplicity and is indicative only. Building paper type and method of installation should comply with underlay manufacturers recommendations and NZBC regulations.

Metalcraft
Roofing
www.metalcraftgroup.co.nz

Metdek 500

Rev. 1.0

Reference RRMD500

Date JAN 2023

EAVE WITH SNOW STRAP
RESIDENTIAL ROOFING

Scale 1 : 2

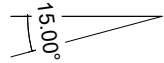
Sheet

08 / 24

EAVE FLASHING REQUIRED WHEN ALL OF THE FOLLOWING CONDITIONS ARE MET

- ROOF PITCH $\leq 10^\circ$, OR
- SOFFIT WIDTH $\leq 100\text{mm}$, OR
- WIND ZONES = VERY HIGH OR EXTRA HIGH OR
- ENGINEER SPECIFIC DESIGN

* METDEK 500
MIN. ROOF PITCH = 3°



METALCRAFT METDEK 500 ROOFING

BUILDING PAPER SHOWN DASHED

QUARTER ROUND GUTTER

QUARTER ROUND GUTTER
INTERNAL BRACKET

PRE-FINISHED 8g WAFER-TEK SCREW

FASCIA BOARD

TIMBER PACKER

WEATHERBOARDS ON CAVITY

MIN. 50mm
OR AS REQUIRED

MIN. 125 mm

MIN. 35mm
OVERLAP

PRE-FINISHED EAVE FLASHING

TIMBER PURLIN

STST OR GALV. FLAT HEAD NAIL FOR
FLASHING

METALCRAFT METDEK 500 CLIP
SYSTEM WITH 12 G FASTENER
WITH 30mm FASTENER

TIMBER PACKER

BUILDING PAPER SHOWN DASHED

ROOF FRAMING

- BUILDING PAPER IS THE COMMON GENERIC NAME FOR PERMEABLE ROOF AND WALL UNDERLAYS. PLEASE REFER TO NZBC E2/AS1 AND MRM CODE OF PRACTICE VERSION 3.0 /2022.

* - PLEASE REFER TO MRM CODE OF PRACTICE VERSION 3.0 /2022 AS MINIMUM PITCH WILL INCREASE DEPENDING ON SHEET LENGTH.

DISCLAIMER:
All details are to be used for indicative purposes only and the designer should consult both the MRM code of practice version 3.0 /2022, E2 and all other relevant building codes
Details of the supporting mechanisms are indicative only. Compliance of the supporting mechanisms is the responsibility of the designer. Construction detail can vary for wall cladding. The underlay is detailed as a single line for simplicity and is indicative only. Building paper type and method of installation should comply with underlay manufacturers recommendations and NZBC regulations.

FLUSH EAVE WITH INTERNAL GUTTER BRACKET

Metdek 500

Rev. 1.0

RESIDENTIAL ROOFING

Reference RRMD500

Date JAN 2023

Scale 1 : 2

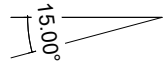
Sheet

09 / 24

EAVE FLASHING REQUIRED WHEN ALL OF THE FOLLOWING CONDITIONS ARE MET

- ROOF PITCH $\leq 10^\circ$, OR
- SOFFIT WIDTH $\leq 100\text{mm}$, OR
- WIND ZONES = VERY HIGH OR EXTRA HIGH OR
- ENGINEER SPECIFIC DESIGN

* METDEK 500
MIN. ROOF PITCH = 3°



METALCRAFT METDEK 500 ROOFING

BUILDING PAPER SHOWN DASHED

QUARTER ROUND GUTTER

QUARTER ROUND GUTTER
EXTERNAL BRACKET

PRE-FINISHED 8g WAFER-TEK SCREW

FASCIA BOARD

TIMBER PACKER

WEATHERBOARDS ON CAVITY

MIN. 50mm
OR AS REQUIRED

MIN. 125 mm

MIN. 35mm
OVERLAP

PRE-FINISHED EAVE FLASHING

TIMBER PURLIN

STST OR GALV. FLAT HEAD NAIL FOR
FLASHING

METALCRAFT METDEK 500 CLIP
SYSTEM WITH 12 G FASTENER
WITH 30mm FASTENER

TIMBER PACKER

BUILDING PAPER SHOWN DASHED

ROOF FRAMING

- BUILDING PAPER IS THE COMMON GENERIC NAME FOR PERMEABLE ROOF AND WALL UNDERLAYS. PLEASE REFER TO NZBC E2/AS1 AND MRM CODE OF PRACTICE VERSION 3.0 /2022.

* - PLEASE REFER TO MRM CODE OF PRACTICE VERSION 3.0 /2022 AS MINIMUM PITCH WILL INCREASE DEPENDING ON SHEET LENGTH.

DISCLAIMER:
All details are to be used for indicative purposes only and the designer should consult both the MRM code of practice version 3.0 /2022, E2 and all other relevant building codes
Details of the supporting mechanisms are indicative only. Compliance of the supporting mechanisms is the responsibility of the designer. Construction detail can vary for wall cladding. The underlay is detailed as a single line for simplicity and is indicative only. Building paper type and method of installation should comply with underlay manufacturers recommendations and NZBC regulations.

FLUSH EAVE WITH EXTERNAL GUTTER BRACKET

Metdek 500

Rev. 1.0

RESIDENTIAL ROOFING

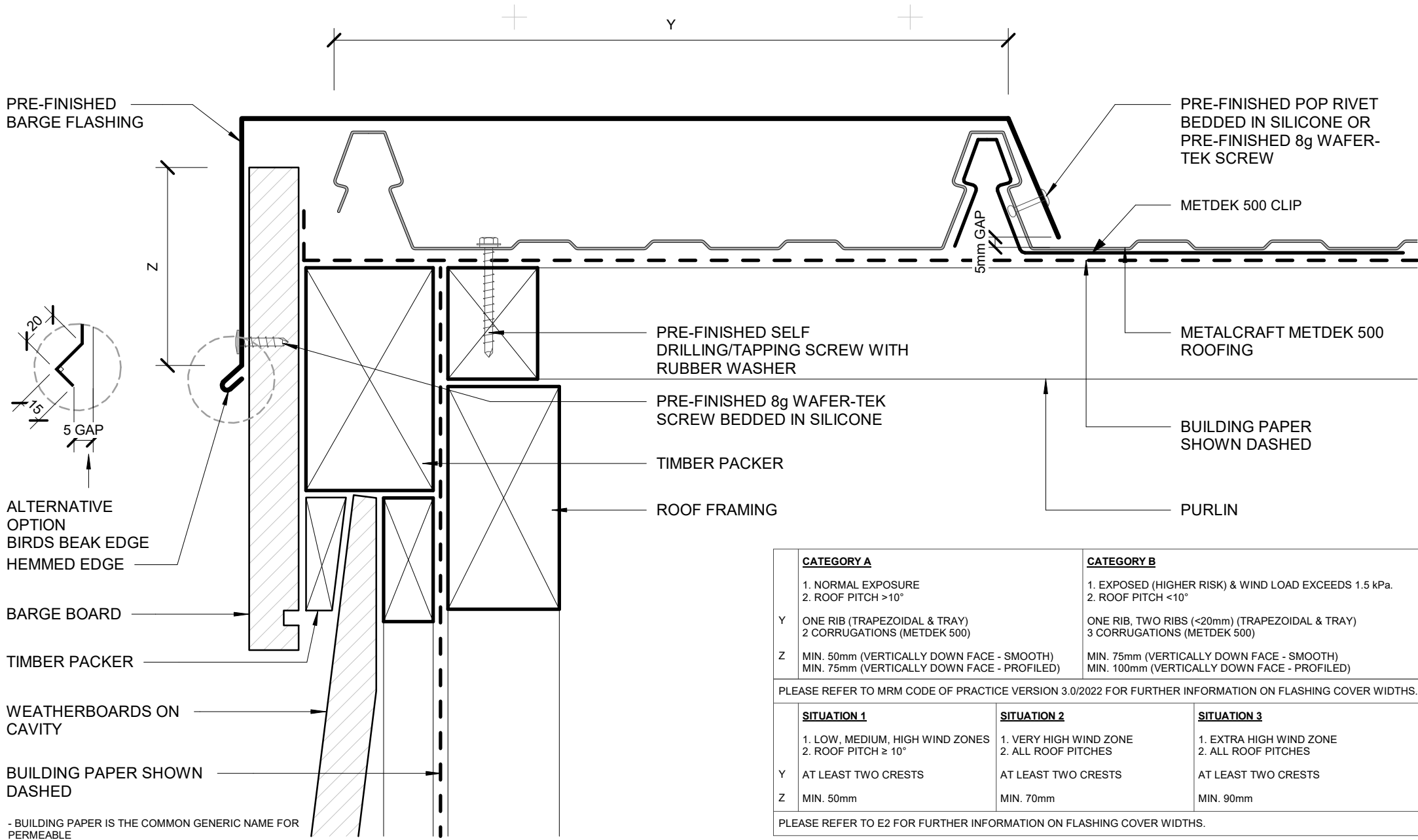
Reference RRMD500

Date JAN 2023

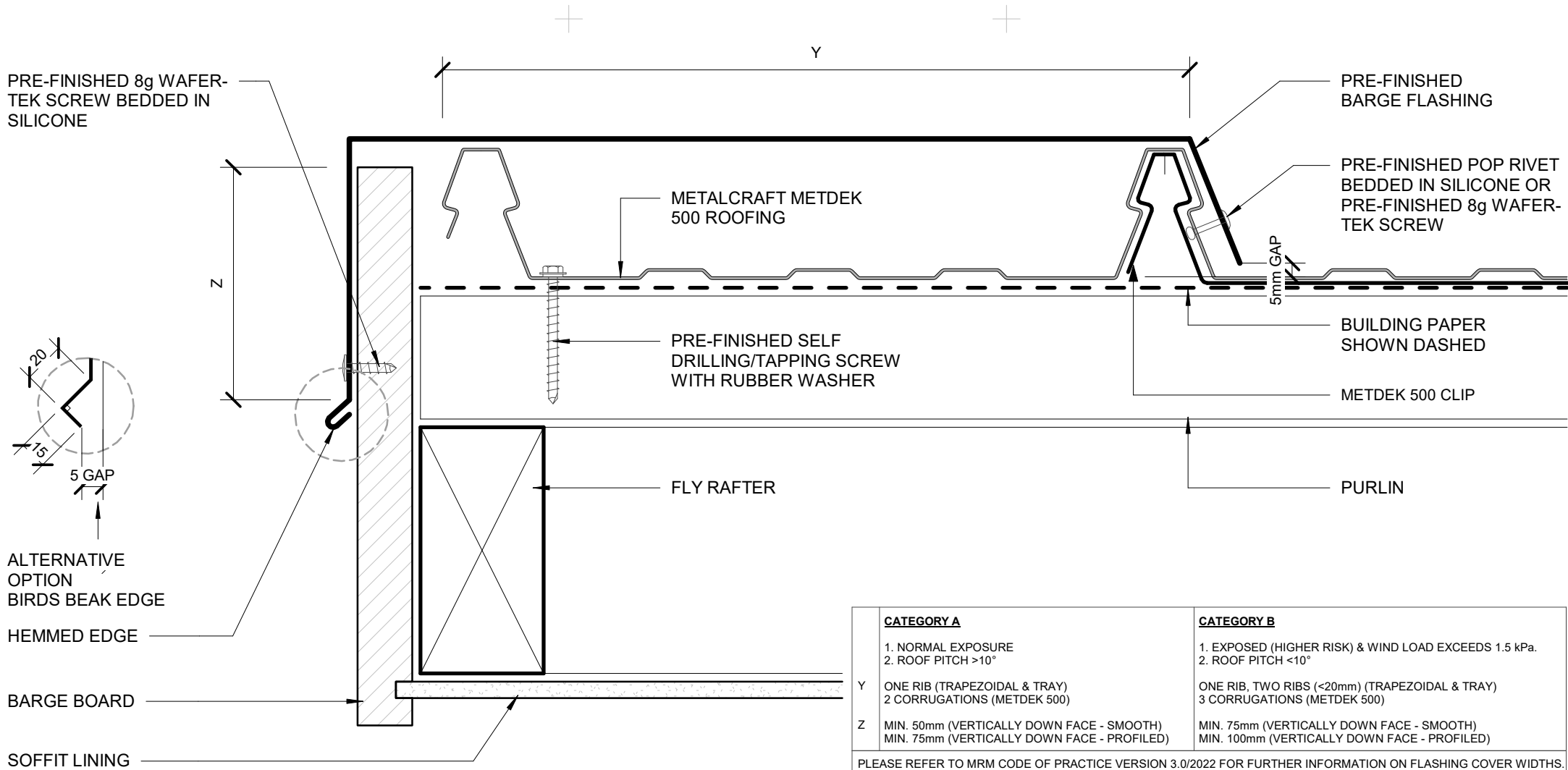
Scale 1 : 2

Sheet

10 / 24



- BUILDING PAPER IS THE COMMON GENERIC NAME FOR PERMEABLE ROOF AND WALL UNDERLAYS. PLEASE REFER TO NZBC E2/AS1 AND MRM CODE OF PRACTICE VERSION 3.0 /2022.



	CATEGORY A	CATEGORY B	
	1. NORMAL EXPOSURE 2. ROOF PITCH >10°	1. EXPOSED (HIGHER RISK) & WIND LOAD EXCEEDS 1.5 kPa. 2. ROOF PITCH <10°	
Y	ONE RIB (TRAPEZOIDAL & TRAY) 2 CORRUGATIONS (METDEK 500)	ONE RIB, TWO RIBS (<20mm) (TRAPEZOIDAL & TRAY) 3 CORRUGATIONS (METDEK 500)	
Z	MIN. 50mm (VERTICALLY DOWN FACE - SMOOTH) MIN. 75mm (VERTICALLY DOWN FACE - PROFILED)	MIN. 75mm (VERTICALLY DOWN FACE - SMOOTH) MIN. 100mm (VERTICALLY DOWN FACE - PROFILED)	
PLEASE REFER TO MRM CODE OF PRACTICE VERSION 3.0/2022 FOR FURTHER INFORMATION ON FLASHING COVER WIDTHS.			
	SITUATION 1	SITUATION 2	SITUATION 3
	1. LOW, MEDIUM, HIGH WIND ZONES 2. ROOF PITCH ≥ 10°	1. VERY HIGH WIND ZONE 2. ALL ROOF PITCHES	1. EXTRA HIGH WIND ZONE 2. ALL ROOF PITCHES
Y	AT LEAST TWO CRESTS	AT LEAST TWO CRESTS	AT LEAST TWO CRESTS
Z	MIN. 50mm	MIN. 70mm	MIN. 90mm
PLEASE REFER TO E2 FOR FURTHER INFORMATION ON FLASHING COVER WIDTHS.			

- BUILDING PAPER IS THE COMMON GENERIC NAME FOR PERMEABLE ROOF AND WALL UNDERLAYS. PLEASE REFER TO NZBC E2/AS1 AND MRM CODE OF PRACTICE VERSION 3.0 /2022.

PRE-FINISHED PARAPET
CAP FLASHING

TIMBER PACKER

PRE-FINISHED 8g
WAFER-TEK SCREW
BEDDED IN
SILICONE

STST OR GALV.
FLAT HEAD NAIL
FOR FLASHING

PRE-FINISHED SELF
DRILLING / TAPPING
SCREW WITH
RUBBER WASHER

BARGE BOARD

TIMBER PACKER

WEATHERBOARDS
ON CAVITY

BUILDING PAPER SHOWN
DASHED

WALL FRAMING

- BUILDING PAPER IS THE COMMON GENERIC NAME FOR
PERMEABLE
ROOF AND WALL UNDERLAYS. PLEASE REFER TO NZBC E2/AS1 AND
MRM CODE OF PRACTICE VERSION 3.0 /2022.

MIN. 5.00°

BUILDING PAPER TO PROVIDE
SEPARATION OF METAL CAPPING
AND TIMBER SHOWN DASHED

CONTINUOUS TIMBER PACKING

TIMBER NOG FOR FIXING
APRON FLASHING

STOPENDS TO ROOF
CLADDING

TIMBER PURLIN

ROOF FRAMING

* - PLEASE REFER TO MRM CODE OF PRACTICE VERSION 3.0 /2022 AS
MINIMUM PITCH WILL INCREASE DEPENDING ON SHEET LENGTH.

DISCLAIMER:
All details are to be used for indicative purposes only and the designer should consult both the MRM
code of practice version 3.0 /2022, E2 and all other relevant building codes
Details of the supporting mechanisms are indicative only. Compliance of the supporting mechanisms is
the responsibility of the designer. Construction detail can vary for wall cladding. The underlay is detailed
as a single line for simplicity and is indicative only. Building paper type and method of installation should
comply with underlay manufacturers recommendations and NZBC regulations.

CATEGORY A		CATEGORY B			
1. NORMAL EXPOSURE 2. ROOF PITCH >10°		1. EXPOSED (HIGHER RISK) & WIND LOAD EXCEEDS 1.5 kPa. 2. ROOF PITCH <10°			
G	25mm	25mm			
N	MIN. 50mm + HEM OR 75mm (VERTICALLY UP FACE - SMOOTH) MIN. 75mm + HEM OR 100mm (VERTICALLY UP FACE - PROFILED)	MIN. 75mm + HEM OR 100mm (VERTICALLY UP FACE - SMOOTH) MIN. 100mm + HEM OR 125mm (VERTICALLY UP FACE - PROFILED)			
L	MIN. 150mm	MIN. 200mm			
Z	MIN. 50mm (VERTICALLY DOWN FACE - SMOOTH) MIN. 75mm (VERTICALLY DOWN FACE - PROFILED)	MIN. 75mm (VERTICALLY DOWN FACE - SMOOTH) MIN. 100mm (VERTICALLY DOWN FACE - PROFILED)			
PLEASE REFER TO MRM CODE OF PRACTICE VERSION 3.0/2022 FOR FURTHER INFORMATION ON FLASHING COVER WIDTHS.					
SITUATION 1		SITUATION 2		SITUATION 3	
1. LOW, MEDIUM, HIGH WIND ZONES 2. ROOF PITCH ≥ 10°		1. VERY HIGH WIND ZONE 2. ALL ROOF PITCHES		1. EXTRA HIGH WIND ZONE 2. ALL ROOF PITCHES	
G	MIN. 35mm	MIN. 35mm	MIN. 35mm		
N	MIN. 75mm	MIN. 75mm	MIN. 75mm		
L	MIN. 130mm (EXCLUDING ANY NOTCHED EDGE OR TURN-DOWN TO ROOFING)	MIN. 200mm (EXCLUDING ANY NOTCHED EDGE OR TURN-DOWN TO ROOFING)	MIN. 200mm		
Z	MIN. 50mm	MIN. 70mm	MIN. 90mm		
PLEASE REFER TO E2 FOR FURTHER INFORMATION ON FLASHING COVER WIDTHS.					

* METDEK 500
MIN. ROOF PITCH = 3°

15.00°

PRE-FINISHED APRON FLASHING

METALCRAFT METDEK 500
ROOFING

NOTCHED EDGE DRESSED OVER
METDEK 500 RIBS

METALCRAFT METDEK 500 CLIP
SYSTEM WITH 12 G FASTENER WITH
30mm FASTENER

BUILDING PAPER SHOWN
DASHED

PARAPET WITH TRANSVERSE APRON RESIDENTIAL ROOFING

Metdek 500

Rev. 1.0

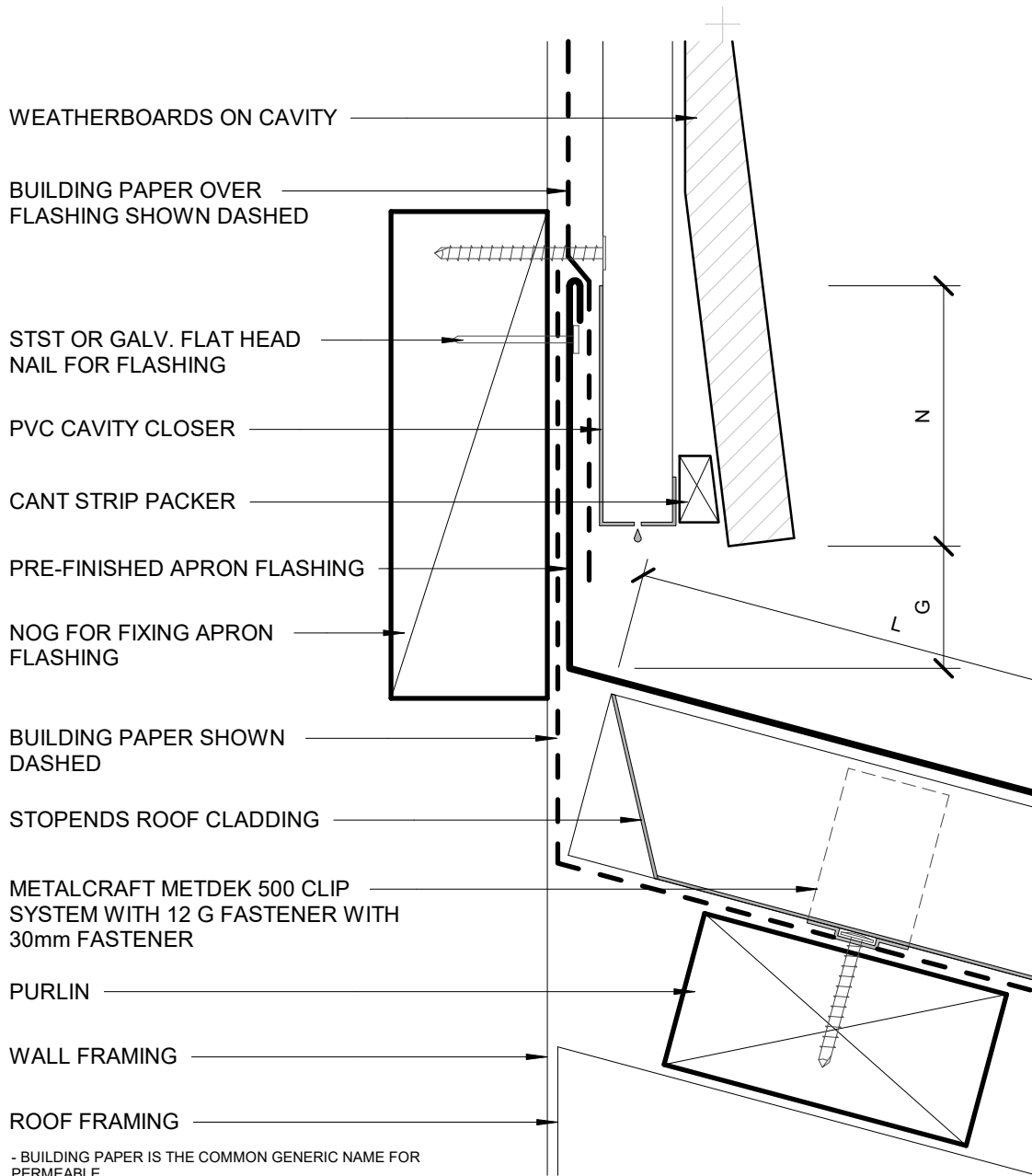
Reference RRMD500

Date JAN 2023

Scale 1 : 2

Sheet

13 / 24

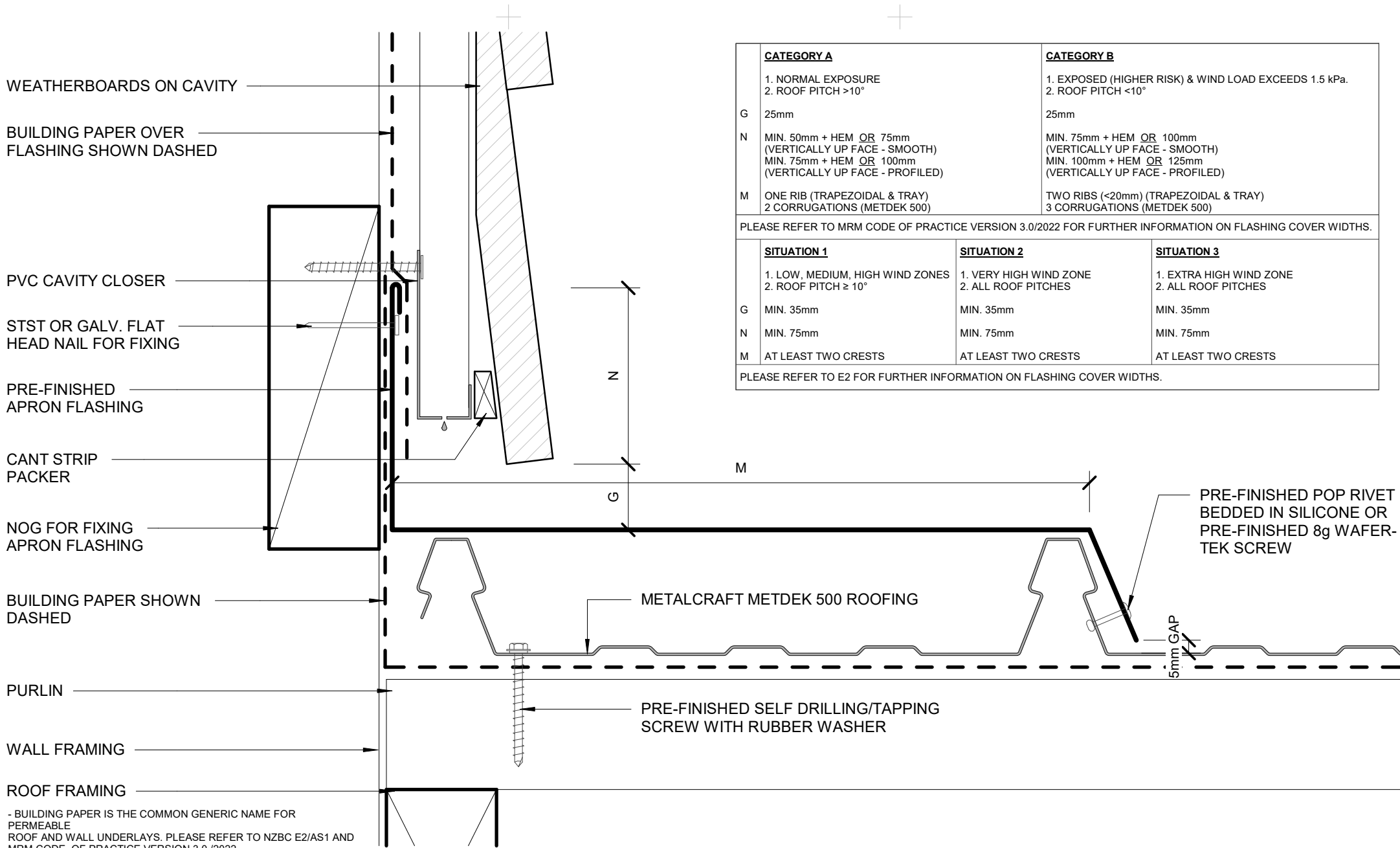


CATEGORY A		CATEGORY B	
1. NORMAL EXPOSURE 2. ROOF PITCH >10°		1. EXPOSED (HIGHER RISK) & WIND LOAD EXCEEDS 1.5 kPa. 2. ROOF PITCH <10°	
G	25mm	25mm	
N	MIN. 50mm + HEM OR 75mm (VERTICALLY UP FACE - SMOOTH) MIN. 75mm + HEM OR 100mm (VERTICALLY UP FACE - PROFILED)	MIN. 75mm + HEM OR 100mm (VERTICALLY UP FACE - SMOOTH) MIN. 100mm + HEM OR 125mm (VERTICALLY UP FACE - PROFILED)	
L	MIN. 150mm	MIN. 200mm	
PLEASE REFER TO MRM CODE OF PRACTICE VERSION 3.0/2022 FOR FURTHER INFORMATION ON FLASHING COVER WIDTHS.			
SITUATION 1	SITUATION 2	SITUATION 3	
1. LOW, MEDIUM, HIGH WIND ZONES 2. ROOF PITCH ≥ 10°	1. VERY HIGH WIND ZONE 2. ALL ROOF PITCHES	1. EXTRA HIGH WIND ZONE 2. ALL ROOF PITCHES	
G	MIN. 35mm	MIN. 35mm	
N	MIN. 75mm	MIN. 75mm	
L	MIN. 130mm (EXCLUDING ANY NOTCHED EDGE OR TURN-DOWN TO ROOFING)	MIN. 200mm (EXCLUDING ANY NOTCHED EDGE OR TURN-DOWN TO ROOFING)	MIN. 200mm
PLEASE REFER TO E2 FOR FURTHER INFORMATION ON FLASHING COVER WIDTHS.			

- BUILDING PAPER IS THE COMMON GENERIC NAME FOR PERMEABLE ROOF AND WALL UNDERLAYS. PLEASE REFER TO NZBC E2/AS1 AND MRM CODE OF PRACTICE VERSION 3.0 /2022.

* - PLEASE REFER TO MRM CODE OF PRACTICE VERSION 3.0 /2022 AS MINIMUM PITCH WILL INCREASE DEPENDING ON SHEET LENGTH.

DISCLAIMER:
All details are to be used for indicative purposes only and the designer should consult both the MRM code of practice version 3.0 /2022, E2 and all other relevant building codes
Details of the supporting mechanisms are indicative only. Compliance of the supporting mechanisms is the responsibility of the designer. Construction detail can vary for wall cladding. The underlay is detailed as a single line for simplicity and is indicative only. Building paper type and method of installation should comply with underlay manufacturers recommendations and NZBC regulations.

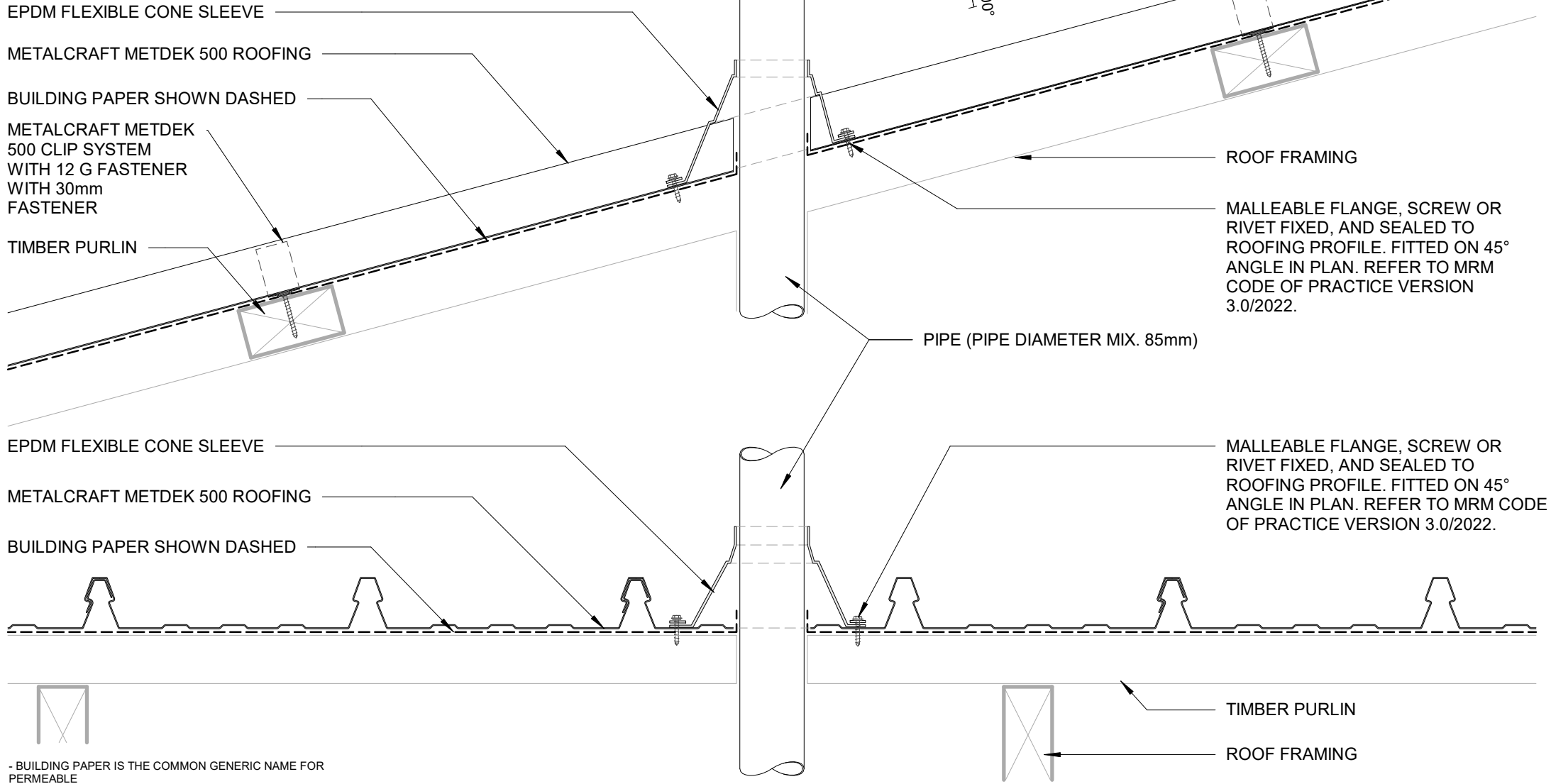
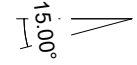


CATEGORY A		CATEGORY B			
1. NORMAL EXPOSURE 2. ROOF PITCH >10°		1. EXPOSED (HIGHER RISK) & WIND LOAD EXCEEDS 1.5 kPa. 2. ROOF PITCH <10°			
G	25mm	25mm			
N	MIN. 50mm + HEM OR 75mm (VERTICALLY UP FACE - SMOOTH) MIN. 75mm + HEM OR 100mm (VERTICALLY UP FACE - PROFILED)	MIN. 75mm + HEM OR 100mm (VERTICALLY UP FACE - SMOOTH) MIN. 100mm + HEM OR 125mm (VERTICALLY UP FACE - PROFILED)			
M	ONE RIB (TRAPEZOIDAL & TRAY) 2 CORRUGATIONS (METDEK 500)	TWO RIBS (<20mm) (TRAPEZOIDAL & TRAY) 3 CORRUGATIONS (METDEK 500)			
PLEASE REFER TO MRM CODE OF PRACTICE VERSION 3.0/2022 FOR FURTHER INFORMATION ON FLASHING COVER WIDTHS.					
SITUATION 1		SITUATION 2		SITUATION 3	
1. LOW, MEDIUM, HIGH WIND ZONES 2. ROOF PITCH ≥ 10°		1. VERY HIGH WIND ZONE 2. ALL ROOF PITCHES		1. EXTRA HIGH WIND ZONE 2. ALL ROOF PITCHES	
G	MIN. 35mm	MIN. 35mm		MIN. 35mm	
N	MIN. 75mm	MIN. 75mm		MIN. 75mm	
M	AT LEAST TWO CRESTS	AT LEAST TWO CRESTS		AT LEAST TWO CRESTS	
PLEASE REFER TO E2 FOR FURTHER INFORMATION ON FLASHING COVER WIDTHS.					

- BUILDING PAPER IS THE COMMON GENERIC NAME FOR PERMEABLE ROOF AND WALL UNDERLAYS. PLEASE REFER TO NZBC E2/AS1 AND MRM CODE OF PRACTICE VERSION 3.0 /2022.

THIS DETAIL IS APPLIED ONLY WHEN
 - ROOF PITCH MIN. 3° and MAX. 45°
 - PIPE DIAMETER MAX. 85mm

* MIN. 10° FOR PIPE PENETRATION



- BUILDING PAPER IS THE COMMON GENERIC NAME FOR PERMEABLE ROOF AND WALL UNDERLAYS. PLEASE REFER TO NZBC E2/AS1 AND MRM CODE OF PRACTICE VERSION 3.0 /2022.

* - PLEASE REFER TO MRM CODE OF PRACTICE VERSION 3.0 /2022 AS MINIMUM PITCH WILL INCREASE DEPENDING ON SHEET LENGTH.

DISCLAIMER:
 All details are to be used for indicative purposes only and the designer should consult both the MRM code of practice version 3.0 /2022, E2 and all other relevant building codes
 Details of the supporting mechanisms are indicative only. Compliance of the supporting mechanisms is the responsibility of the designer. Construction detail can vary for wall cladding. The underlay is detailed as a single line for simplicity and is indicative only. Building paper type and method of installation should comply with underlay manufacturers recommendations and NZBC regulations.

MAX. 85mm DIAMETER PIPE PENETRATION
RESIDENTIAL ROOFING

Metdek 500

Rev. 1.0

Reference RRMD500

Date JAN 2023

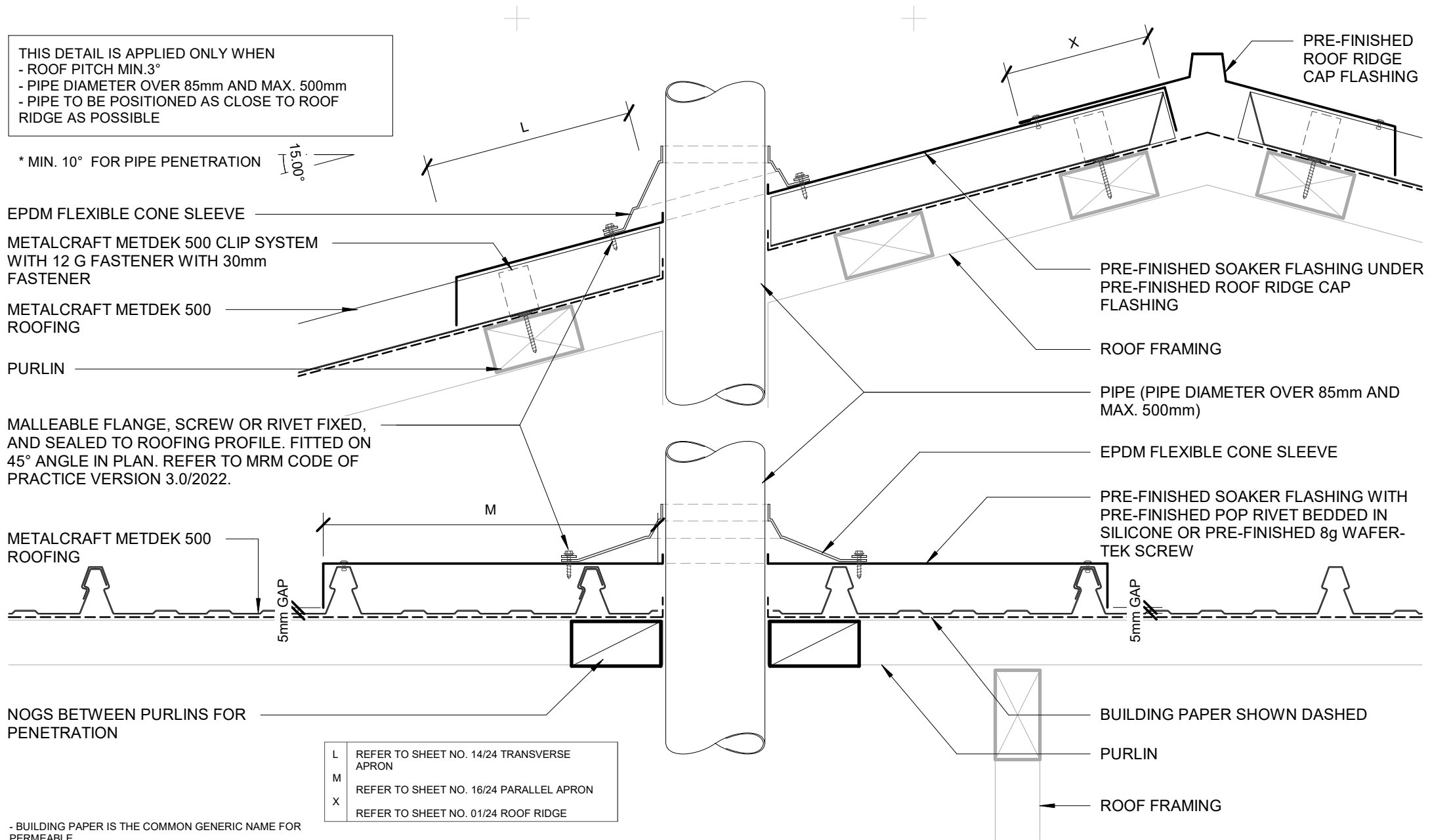
Scale 1 : 5

Sheet

16 / 24

THIS DETAIL IS APPLIED ONLY WHEN
 - ROOF PITCH MIN. 3°
 - PIPE DIAMETER OVER 85mm AND MAX. 500mm
 - PIPE TO BE POSITIONED AS CLOSE TO ROOF RIDGE AS POSSIBLE

* MIN. 10° FOR PIPE PENETRATION



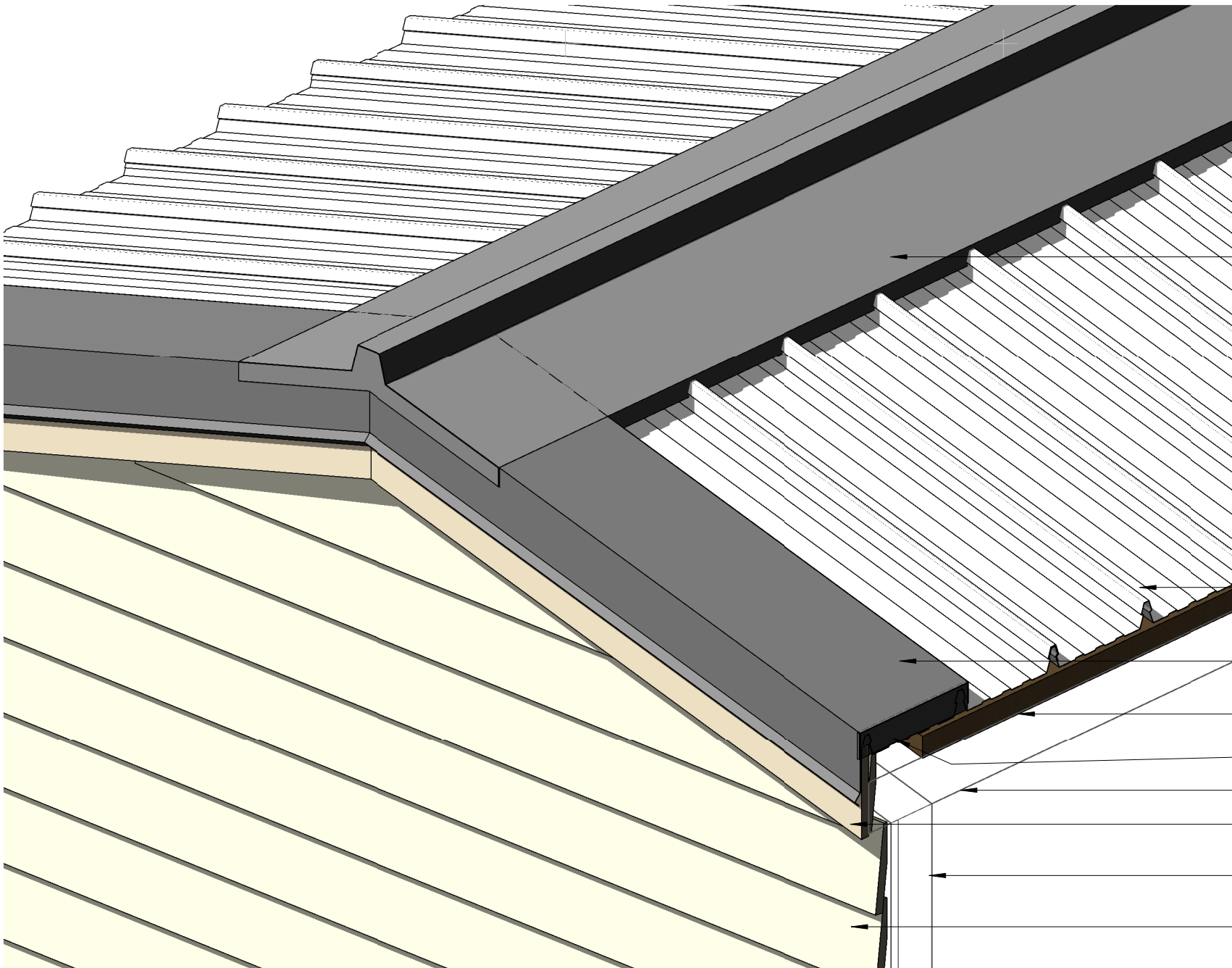
MALLEABLE FLANGE, SCREW OR RIVET FIXED, AND SEALED TO ROOFING PROFILE. FITTED ON 45° ANGLE IN PLAN. REFER TO MRM CODE OF PRACTICE VERSION 3.0/2022.

NOIS BETWEEN PURLINS FOR PENETRATION

L	REFER TO SHEET NO. 14/24 TRANSVERSE APRON
M	REFER TO SHEET NO. 16/24 PARALLEL APRON
X	REFER TO SHEET NO. 01/24 ROOF RIDGE

- BUILDING PAPER IS THE COMMON GENERIC NAME FOR PERMEABLE ROOF AND WALL UNDERLAYS. PLEASE REFER TO NZBC E2/AS1 AND MRM CODE OF PRACTICE VERSION 3.0 /2022.

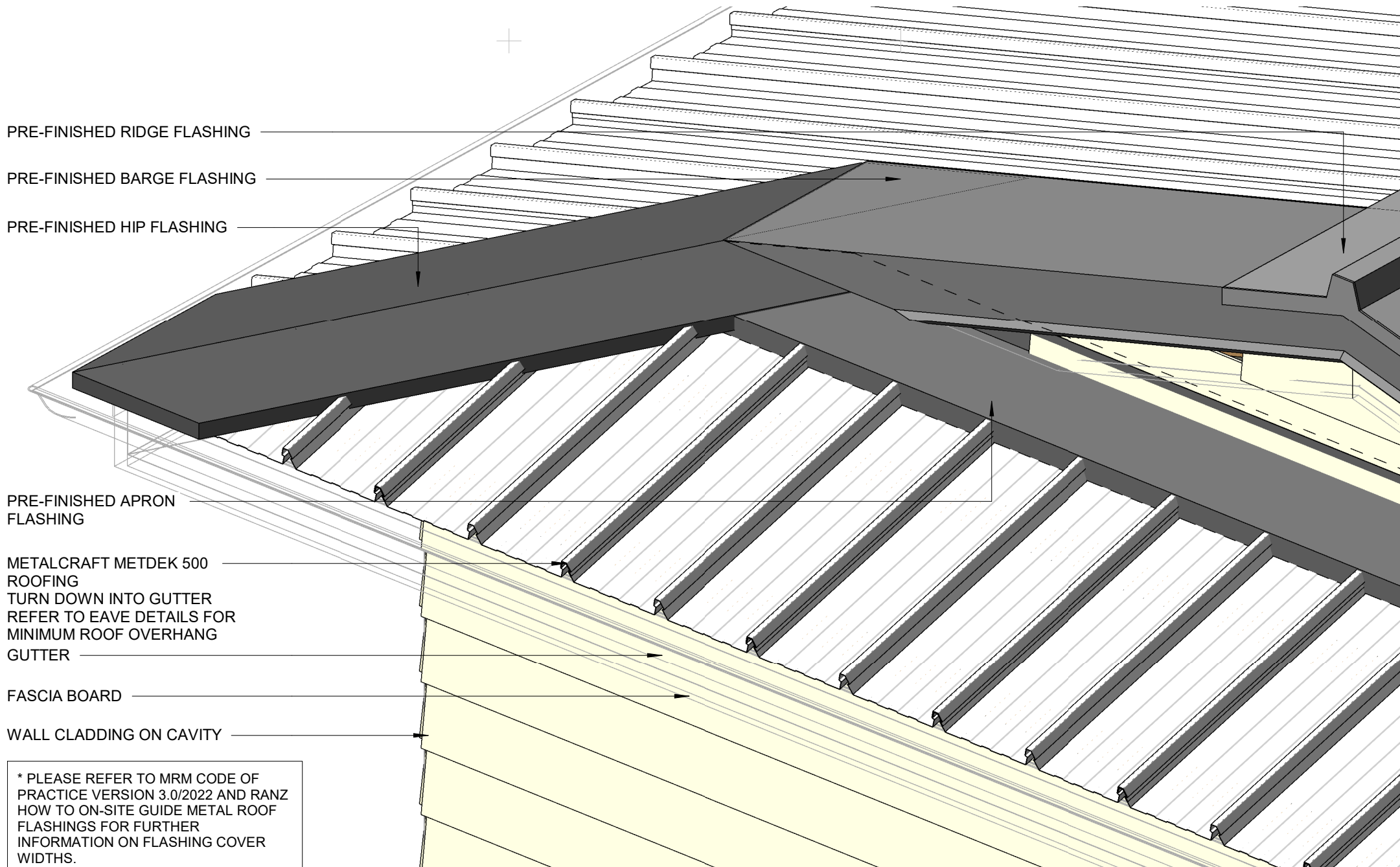
* - PLEASE REFER TO MRM CODE OF PRACTICE VERSION 3.0 /2022 AS MINIMUM PITCH WILL INCREASE DEPENDING ON SHEET LENGTH.




* PLEASE REFER TO MRM CODE OF PRACTICE VERSION 3.0/2022 AND RANZ HOW TO ON-SITE GUIDE METAL ROOF FLASHINGS FOR FURTHER INFORMATION ON FLASHING COVER WIDTHS.

- PRE-FINISHED RIDGE CAP FLASHING
- METALCRAFT METDEK 500 ROOFING
- PRE-FINISHED BARGE FLASHING
- PURLIN
- FOLDED DOWN END
- ROOF FRAMING
- FASCIA BOARD
- WALL FRAMING
- WALL CLADDING ON CAVITY

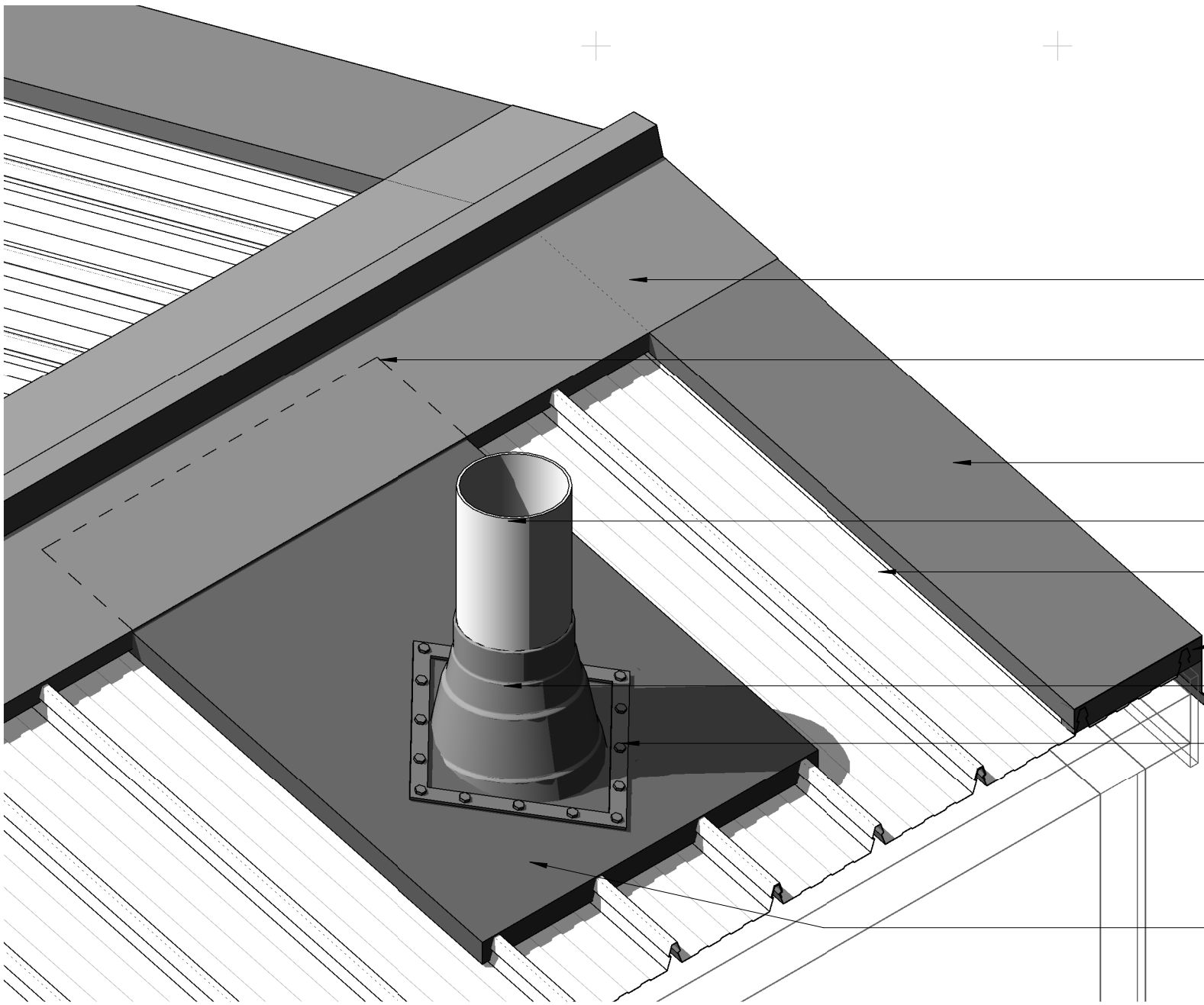
3D RIDGE TO BARGE JUCTION
RESIDENTIAL ROOFING



* PLEASE REFER TO MRM CODE OF PRACTICE VERSION 3.0/2022 AND RANZ HOW TO ON-SITE GUIDE METAL ROOF FLASHINGS FOR FURTHER INFORMATION ON FLASHING COVER WIDTHS.



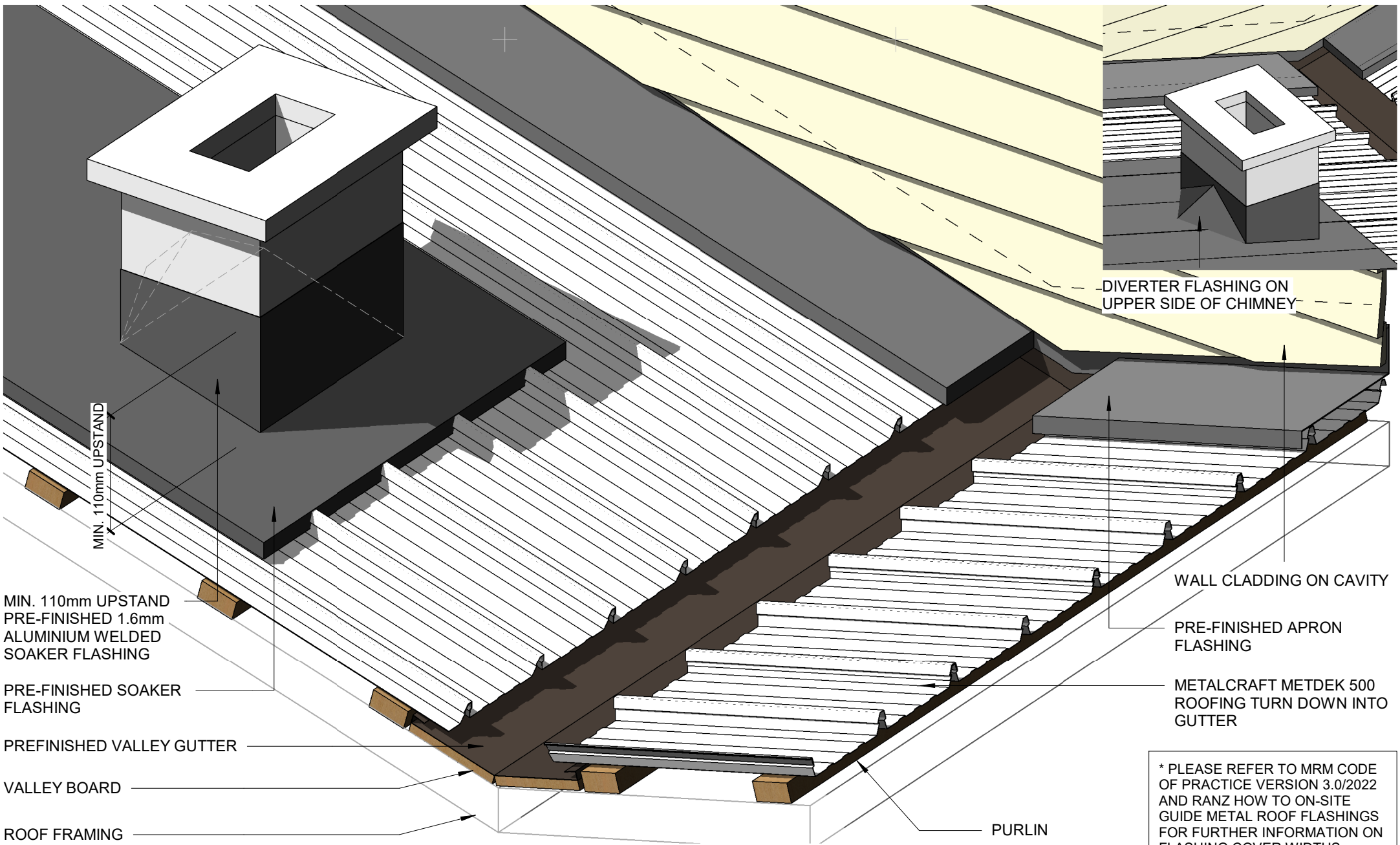
* PLEASE REFER TO MRM CODE OF PRACTICE VERSION 3.0/2022 AND RANZ HOW TO ON-SITE GUIDE METAL ROOF FLASHINGS FOR FURTHER INFORMATION ON FLASHING COVER WIDTHS.



* PLEASE REFER TO MRM CODE OF PRACTICE VERSION 3.0/2022 AND RANZ HOW TO ON-SITE GUIDE METAL ROOF FLASHINGS FOR FURTHER INFORMATION ON FLASHING COVER WIDTHS.

- PRE-FINISHED ROOF RIDGE FLASHING
- PRE-FINISHED SOAKER FLASHING LINE UNDER PRE-FINISHED ROOF RIDGE FLASHING
- PRE-FINISHED ROOF BARGE FLASHING
- PIPE (DIAMETER OVER 85mm DIAMETER)
- METALCRAFT METDEK 500 ROOFING
- FOLDED DOWN END
- EPDM FLEXIBLE CONE SLEEVE
- MALLEABLE FLANGE, SCREW OR RIVET FIXED, AND SEALED TO ROOFING PROFILE. FITTED ON 45° ANGLE IN PLAN. REFER TO MRM CODE OF PRACTICE VERSION 3.0/2022.
- PRE-FINISHED SOAKER FLASHING

3D OVER 85mm DIAMETER PIPE PENETRATION



MIN. 110mm UPSTAND
PRE-FINISHED 1.6mm
ALUMINIUM WELDED
SOAKER FLASHING

PRE-FINISHED SOAKER
FLASHING

PREFINISHED VALLEY GUTTER

VALLEY BOARD

ROOF FRAMING

DIVERTER FLASHING ON
UPPER SIDE OF CHIMNEY

WALL CLADDING ON CAVITY

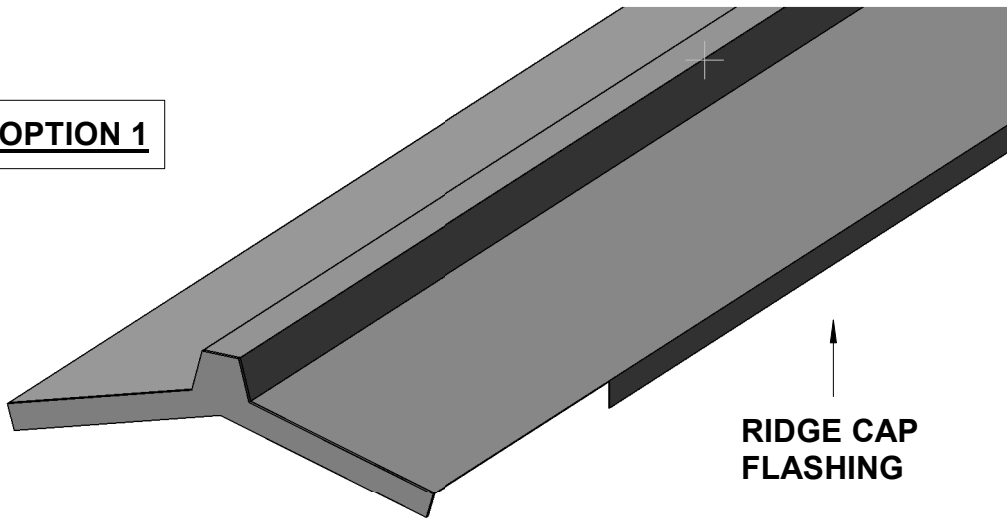
PRE-FINISHED APRON
FLASHING

METALCRAFT METDEK 500
ROOFING TURN DOWN INTO
GUTTER

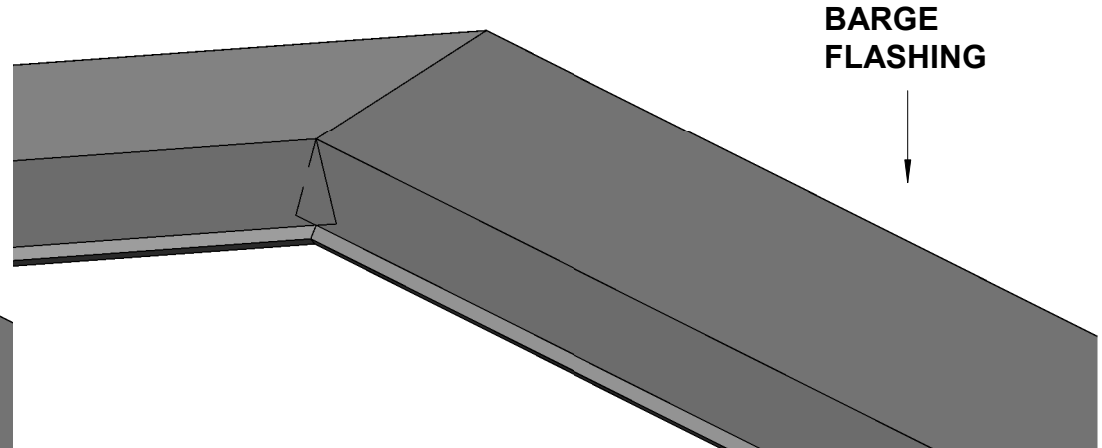
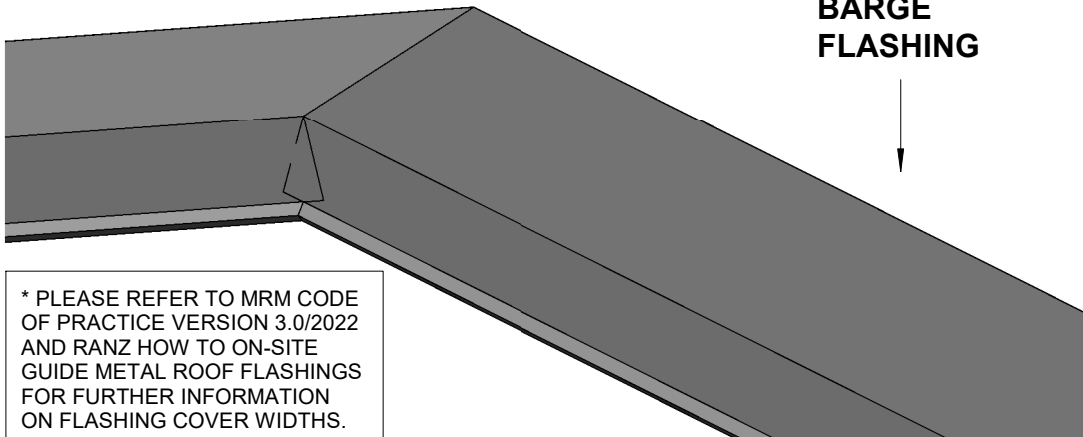
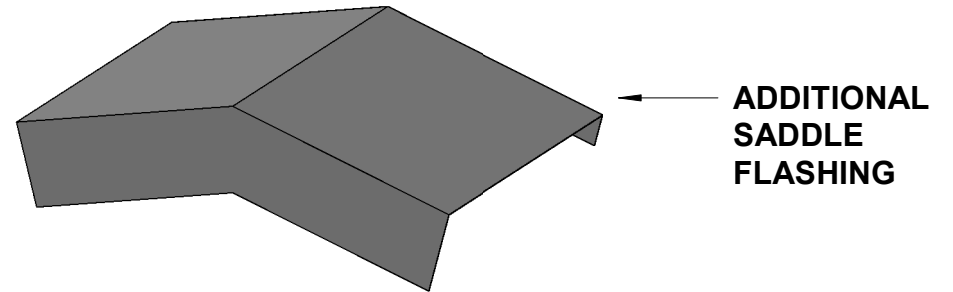
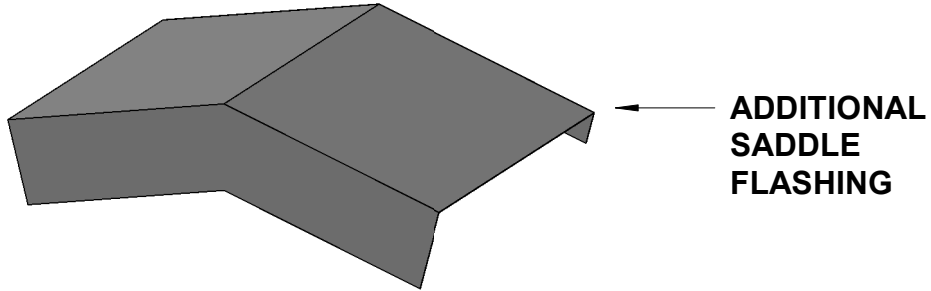
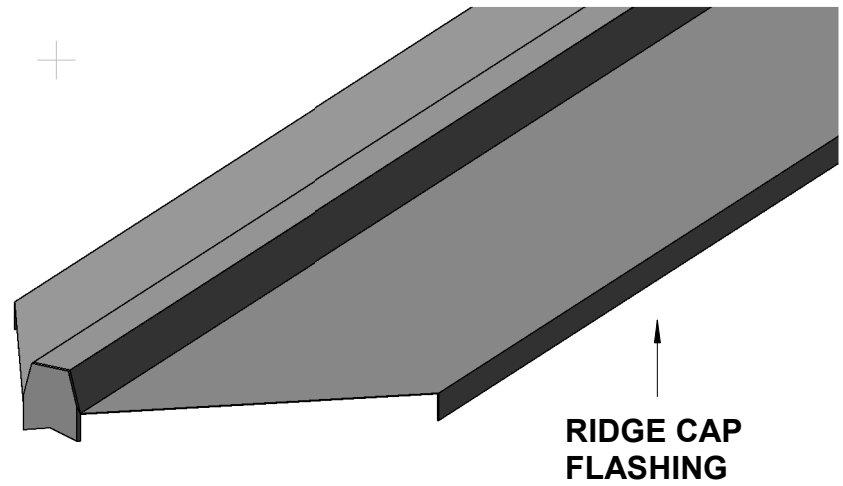
PURLIN

* PLEASE REFER TO MRM CODE
OF PRACTICE VERSION 3.0/2022
AND RANZ HOW TO ON-SITE
GUIDE METAL ROOF FLASHINGS
FOR FURTHER INFORMATION ON
FLASHING COVER WIDTHS.

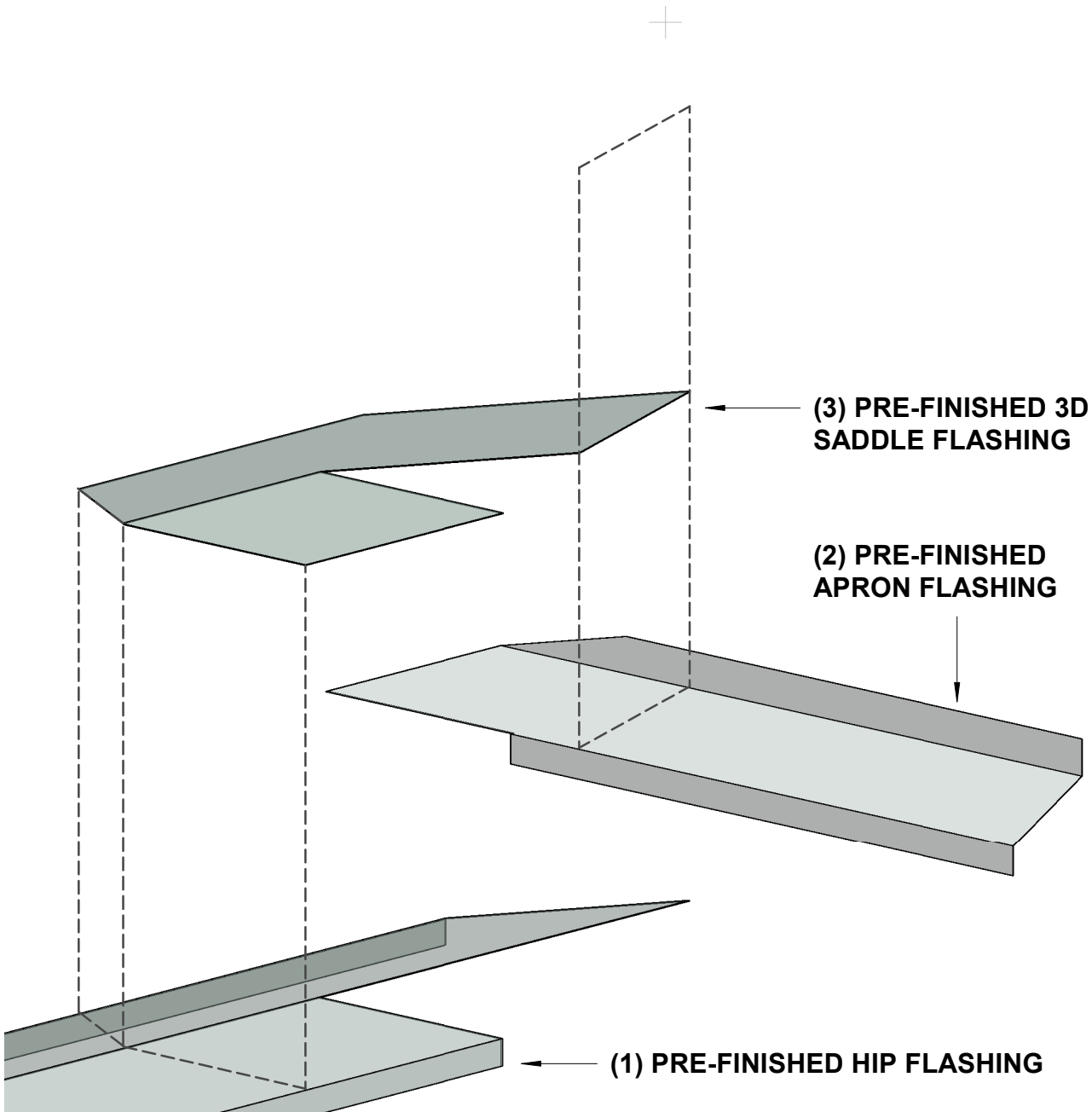
OPTION 1



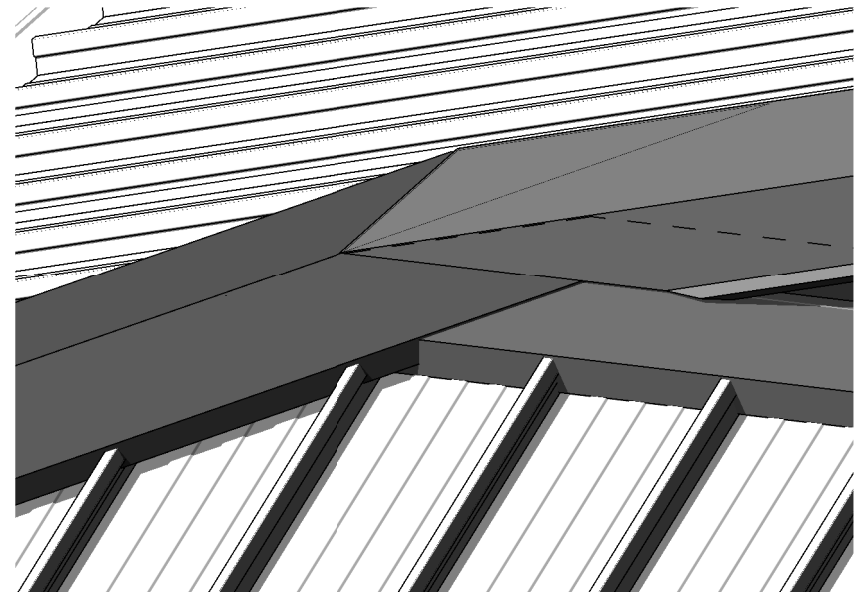
OPTION 2



* PLEASE REFER TO MRM CODE OF PRACTICE VERSION 3.0/2022 AND RANZ HOW TO ON-SITE GUIDE METAL ROOF FLASHINGS FOR FURTHER INFORMATION ON FLASHING COVER WIDTHS.



* PLEASE REFER TO MRM CODE OF PRACTICE VERSION 3.0/2022 AND RANZ HOW TO ON-SITE GUIDE METAL ROOF FLASHINGS FOR FURTHER INFORMATION ON FLASHING COVER WIDTHS.



3D DUTCH GABLE FLASHINGS
RESIDENTIAL ROOFING